





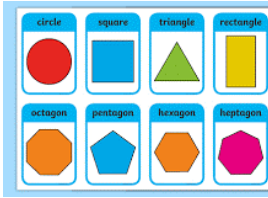


Summer Term Week 1 Nursery	
Phonics	Literacy
<p><a href="#">Phonics</a> look and meet the animals at the zoo, you can listen to the sounds they make and copy them, then you can have a go at guessing the animal sounds.</p>  <p>Use your books to look at animals and try and make the sounds that they make.</p> <p>Where does <a href="#">milk</a> come from? Which animal?</p> 	<ul style="list-style-type: none"> <li>➤ Listen and sing along to <a href="#">nursery rhymes</a> can your child hear the rhyming words?</li> <li>➤ Continue practising to write their name everyday forming the letters correctly- <a href="#">letter formation</a>.</li> <li>➤ Draw some wavy lines or a picture of the hungry caterpillar.</li> </ul> <p>Try and spend some time looking at books.</p>  <p>Remember <a href="#">Rosie's Walk</a> Where did she walk? Who was following her?</p> <ul style="list-style-type: none"> <li>➤ Read a book on: <a href="#">Oxford Owl</a> (you will need to register and then you can access e-books)</li> </ul> 
Communication and Language	Mathematics
<p>Look at <a href="#">Farmer Duck</a> have talk about the animals with your child. Below are a few ideas about what you could talk about:</p> <ul style="list-style-type: none"> <li>➤ Look at pictures of animals or toy animals, where do they live? In the wild or on a farm</li> <li>➤ Have you seen any ducks? Where?</li> </ul>  	<p>This week our focus is on shape and we will be looking at <a href="#">Squares</a> and patterns. Try the game where you need to carry on the pattern.</p> <ul style="list-style-type: none"> <li>➤ Go on a shape hunt and see if you can find any shapes in your house.</li> <li>➤ Count the shapes you find, can you name them?</li> </ul> 
Topic	P.E.
<p><b>Our Topic this term is <a href="#">Down on the farm</a></b> The BBC website has many videos you can watch to see what happens on a farm.</p>	<p>In addition to your daily exercise the Government have recommended, we would recommend at least another 30 minutes if possible.</p>

You can be as creative and imaginative as you like. These are some ideas to keep you busy:

- Research what a farm is like.
- Make animal face from leaves and twigs.
- Make a farm using Lego, toys or empty boxes.



### The Hungry Caterpillar

Do you remember the caterpillars we had? We'll take a look at these pictures, see how they have changed? What has happened to them? What patterns can you see?



### Check out the video on our school website!

Where do you think the butterflies live now?

- Go on a Nature Hunt! What natural insects and animals can you see around you?
- Make up a story to go with this video about the Caterpillar [Sweet Cocoon](#)

See below for some useful resources:

- [Disney 10 Minute Shakeups](#)
- [Super Movers](#)
- [#ThisIsPE](#)
- [PE with Joe Wicks](#)
- [Indoor Activities for Kids](#)
- [Go noodle](#)
- [Kidz Bop](#)



These activities are here to support wellbeing and mindfulness. They can include a range of activities from art to music.

- [Draw a face](#). Use this link to follow the instructions provided.
- [How to draw a dog](#)
- [Colouring4all](#)
- Mindfulness – [Heartbeat Exercise](#)
- Express your emotion through mark making – paper and pens.



## Additional Resources and Activities

[Twinkl Home Learning Hub](#). The Home Learning Hub every posts a new set of daily Activities to get involved with.



BBC Bitesize are launching their home learning service on Monday. This is another learning platform we would recommend. Click [here](#) for more information.

There are plenty of resources available for all ages on Purple mash. All the children in school should have their login details with them at home if you do not you will need to email your class teachers using the school email address you have been sent. [Click here](#).



## Messages

- Do not forget to read the lovely messages from our staff in the [DHPS Newsletter](#)
- We would love to post some of the children's work on our website. Please get in touch by using the year group e-mail. Make sure you include all the characters, such as dots.



[dh.evfshomelearning@perryhallmat.co.uk](mailto:dh.evfshomelearning@perryhallmat.co.uk)



