

**Summer Term Week 2**  
**Reception**

**Phonics**

Speed sounds lessons are available on YouTube Monday to Friday [Phonics](#) starting from 9:30.




- **Please watch this lesson everyday** – Speed sounds set 1 [speed sounds](#) focus on the pronunciation of the pure sounds.
- Play one of the following **blending games** every day on [phonics bloom](#)
  1. [Pirate ship flashing sounds](#)
  2. [Match words to pictures](#)
  3. [Fishy phonics](#)
- Alternatively, your child can play phonics games on [phonics play](#):
  1. Log in with the following details  
Username: **march20**  
  
Password: **home**
  2. Selects **Phase 2 activities** for your child.
  - Remember to continue to play Fred games – sound out the word (CH-I-P) and your child will jump in and say the word (CHIP) [Fred games summary](#)
  - Read and write red and [high frequency words](#) - write sentences using the words.

There is a hotline available if you have any questions regarding phonics: [homereading@ruthmiskin.com](mailto:homereading@ruthmiskin.com)

**Literacy**

This week our focus is on **writing messages**

Our focus book is Pirates Love Underpants which your child can view here [Pirates Love Underpants](#)



- Read the story half way and predict the ending. Draw a picture and write a few sentences explaining what you think will happen at the end of the story.



- Think of a pirate name and write a message for their neighbour/family member telling them about the pirate in the story. Put your message in a bottle just like the pirates do!




- Continue practising to write their name everyday forming the letters correctly- [letter formation](#)

Try and spend 20-30 minutes a day reading.



- Read a book on [Oxford Owl](#), discuss what your child enjoyed about the book.
- Listen to one of David Walliams' books [The world of David Walliams](#)
- Re-tell the story [Peace at Last](#) encouraging the children to use their 'talk for writing' actions taught in class. You can view the story map on the school website here [peace at last story map](#)



Record the children and send it to us via email!

## Communication and Language

Take a look at the image below and have a discussion about the image with your child. Below are a few ideas about what you could talk about:



- What is it? Where has it come from? Who does it belong to? What do you think is inside? Do you want to keep it or return it? Why?



Record your child explaining their thoughts and send it to us via email. Encourage your child to speak in complete sentences.

Look at the image of [a place to call home](#) below are a few ideas to talk about...

- Describe the setting. How is this similar to your home? How it is different to your home? Would you live here? Why? Who would live here?
- Role-play the conversation between your chosen characters.

## Mathematics

Pirates love to collect treasure. One of the treasures is Coins!



- Play the following game to learn what coins look like:  
[Spot the coin](#)
- What coins do you have? Can you recognise the coins 1p 2p 5p 10p and 20p? To help you with this why not try putting some paper over the coin and rubbing a crayon on the paper to reveal the coin.



- Order the coins according to their [value](#).
- Order the coins according to their size-smallest to biggest.
- Compare the look and design of the coins, which ones are round? What colour are they? Whose head can you see?



## Topic


### Our Topic this term is Pirates!

#### EAD

As our focus is 'Pirates love Underpants', there are so many creative activities you can do. Here are some suggestions for you:



- Why not use your sofa, cushions and pillows to create a Pirate Ship and use it as role-play.



- Make your own props for your role-play eg telescope, flag, steering wheel, eye patch.
- Can you retell the story of Pirates Love Underpants through your role-play?
- Include the Song and Actions of the Pirates from this [link](#)

## P.E.

In addition to your daily exercise the Government have recommended, we would recommend at least another 30 minutes if possible. See below for some useful resources:

- [Disney 10 Minute Shakeups](#)
- [Super Movers](#)
- [#ThisIsPE](#)
- [PE with Joe Wicks](#)



- [Indoor Activities for Kids](#)
- [Go noodle](#)
- [Kidz Bop](#)

You can also try this activity to get your heart racing!

## PSED

There was once a famous Pirate called 'Blackbeard', read up on this [page](#) to find out about him.



Once you have read the file with an adult can you discuss these points:

- Talk about the good and bad choices Blackbeard made
- Would you like to be a pirate? Why? Why not?
- What makes a good pirate?
- Try writing a message in a bottle to Blackbeard, what would you want to say or ask him?

## UW

Pirates love their ships! How about you make your own [paper boat](#).



Once you have made your boat, can you predict if it will float or sink in the water? Test it in a sink or bath tub with your adult. Take some photos of your boat and send them to us via email so we can see what fantastic learning you are doing at home.



- When you put your paper boat in the water, does it float or sink?
- Could you change your design to make it stronger? Or bigger?
- Could you add a sail to your boat?
- What if you put some objects into your boat, what happens?

**We wish you well for the start of Ramadan this week. Take a look at the celebration of [Ramadan](#) and the importance of it for Muslim families.**



Hey you swashbuckling pirates, why not try these actions in your pirate role-play and daily exercise. Shout out these actions and get your family to join in;

- Starboard- run to the bottom of the ship
- Bow- run to the left
- Captains coming- salute and say 'aye aye captain'
- Scrub the decks – pretend to scrub the floor
- Climb the rigging –pretend to climb a rope ladder
- Port- run to the right
- In the crowns nest – jump on an adult back and look through your telescope
- Poorly seagull – sit on the floor and flap your arms legs in the air

## Additional Resources and Activities

[Twinkl Home Learning Hub](#). The Home Learning Hub every posts a new set of daily activities to get involved with.



[BBC Bitesize](#) are launching their home learning service on Monday. This is another learning platform we would recommend. Click [here](#) for more information.

There are plenty of resources available for all ages on Purple Mash. All the children in school should have their login details with them at home if you do not you will need to email your class teachers using the school email address you have been sent. [Click here](#).



Oak National Academy have created an online classroom to support learning. [Click here](#) for Reception.

## Messages

- Please see this weeks message to you from our Dunstall Hill staff – [click here](#).
- We would love to post some of the children's work on our website. Please get in touch by using the year group e-mail. Make sure you include all the characters, such as dots.



[dh.eyfshomelearning@perryhallmat.co.uk](mailto:dh.eyfshomelearning@perryhallmat.co.uk)

