









Summer Term Week 1 Year 4	
English (Reading)	Mathematics
<p>Try to spend 20-30 minutes a day reading. Here are our KS2 Reading Skills to help you when you are reading.</p> <p style="text-align: right;">  </p> <p>This week, we are focusing on the reading skill, select and retrieve.</p> <ul style="list-style-type: none"> • Week 1 – Day 1 – Read the next chapter of our class text. Underline three words you are unsure about and find the meaning of these words. • Week 1 – Day 2 – Reread yesterday’s text and answer these questions. • Week 1 – Day 3 – Read the last chapter of our class text. Underline three words you are unsure about, guess what you think the words mean and then find out the actual meaning. • Week 1 – Day 4 – Reread yesterday’s text and answer these questions. • Week 1 – Day 5 – Choose one the activities below and complete it. Let us how you get on: <ul style="list-style-type: none"> ▪ Take some time and watch Newsround. Have a chat and discussion about what is happening. ▪ Listen to one of David Walliams’ books – The world of David Williams ▪ MyOn is another place to find a good read. <p style="text-align: right;">  </p>	<p>Using the National Academy resources, you are able to access daily sessions to support learning from home.</p> <p>This week, we are focusing on area and perimeter.</p> <ul style="list-style-type: none"> • Week 1 – Day 1 – Finding the perimeter of a square or rectilinear shape. • Week 1 – Day 2 – Converting between metres to centimetres. • Week 1 – Day 3 – Calculate the perimeter of composite shapes. • Week 1 – Day 4 – Calculate the perimeter of composite shapes. • Week 1 – Day 5 – Drawing squares and oblongs with different perimeter. <div style="display: flex; justify-content: space-around; align-items: center;"> <div style="text-align: center;">  </div> <div style="text-align: center;">  </div> </div> <div style="text-align: center; margin-top: 20px;">  <p>Email us and let us know how you are getting on with the work.</p> </div> <div style="display: flex; justify-content: flex-end; margin-top: 10px;"> <div style="text-align: right;">   </div> </div>

English (Writing)	Topic/Science
<p>This week, we are going to complete our class text 'There's a Pharaoh in Our Bath.' Our SPAG focus for this week is conjunctions.</p>  <ul style="list-style-type: none"> • Week 1 – Day 2 – Retell the events from a character's perspective. • Week 1 – Day 3 – Write a paragraph to continue the story explaining what you think happens next. • Week 1 – Day 4 – Complete the activities on Pobble 365. Look at the story starter and complete the story. Can you include subordinating conjunctions? Can you include powerful adjectives in your expanded noun phrases to help the reader picture what is happening? • Week 1 – Day 5 – Active English – Watch this clip about conjunctions. Create your own video to explain what conjunctions are and email it to our class email. 	<p>Our topic this term is 'RAINFORESTS.' This week, we have got some exciting activities for you to complete:</p>  <ul style="list-style-type: none"> • Science – Session 1 – We are going to look at grouping animals based on their features. Now have a go at grouping these animals in different ways. • Geography – Session 2 – This week, we are going to recap continents and oceans. Listen to the songs and use them to help you label the 7 continents and 5 oceans around the world.  • Music – Session 3 – This week, we are going to clapping out the rhythm of a piece of music.  • German – Session 4 – To find out how to say different animals in German. This week, we are focusing on pets. • Art – Session 5 – To research and draw a bird found in the rainforest e.g. a toucan. The work will be set on Purple Mash 
Exercise/PE	Wellbeing
<p>In addition to your daily exercise the Government have recommended, we would recommend at least another 30 minutes if possible. See below for some useful resources:</p> <ul style="list-style-type: none"> • Disney 10 Minute Shakeups • Super Movers • #ThisIsPE • PE with Joe Wicks • Indoor Activities for Kids 	<p>These activities are here to support wellbeing and mindfulness. They can include a range of activities from art to music.</p>  <ul style="list-style-type: none"> • Draw a face. Use this link to follow the instructions provided. • How to draw a dog • Mindfulness – Heartbeat Exercise • Mindfulness – Pin wheel breathing • Mindfulness – Muscle Relaxation • HeadStart's Five Ways to Wellbeing Activity Pack • Supporting Families Wellbeing

Additional Resources and Activities

Remember to keep up-to-date with your times tables by logging onto [TTrockstars](#)



[What is Classroom Secrets Kids?](#) A brand new site from Classroom Secrets packed full of activities for children to use independently.

[Twinkl Home Learning Hub](#). The Home Learning Hub every posts a new set of daily Activities to get involved with.



BBC Bitesize are launching their home learning service on Monday. This is another learning platform we would recommend. Click [here](#) for more information.

There are plenty of resources available for all ages on Purple mash. All the children in school should have their login details with them at home if you do not you will need to email your class teachers using the school email address you have been sent. [Click here](#).



Messages

- Do not forget to read the lovely messages from our staff in the [DHPS Newsletter](#)
- We would love to post some of the children's work on our website. Please get in touch by using the year group e-mail. Make sure you include all the characters, such as dots.



dh.y4homelearning@perryhallmat.co.uk

