

Summer Term Week 3
Reception

Phonics



Speed sounds lessons are available on YouTube Monday to Friday [Phonics](#) starting from 9:30.

Please watch this lesson everyday – [speed sounds](#) set 1 focus on the pronunciation of the pure sounds.

- Go onto the following website [Ruth Miskin](#) and locate the video called **set 1 word time reading – lesson 8 with Gareth**. Have a go at reading the words just like the teacher.
- Play one of the following **blending games** every day on [phonics bloom](#):

1. [Odd and Bob](#)
2. [Odd sound out](#)
3. [Flash cards](#)




- Use your sounds to read words in this online book [Zac the rat](#)
- Alternatively, your child can play phonics games on [phonics play](#):
 1. Log in with the following details
Username: **march20**
Password: **home**
 2. Selects **Phase 2 activities** for your child.
- Read and write red and [high frequency words](#) - write sentences using the words.

There is a hotline available if you have any questions regarding phonics: homereading@ruthmiskin.com

Literacy

This week our focus is on **creating a wanted poster**

Focus story: [Pirates Love Underpants](#)



- Go onto google with an adult and research what a wanted poster is and what it looks like. Then have a go at designing your own wanted poster of the pirate. How much money are you going to set as a reward?

- Write a description of the pirate from the story. Below are a few prompts to support you:




What is he wearing? How can you describe his legs? What animal sits on his shoulders? Look at his face – what can you see?

- Continue practising to write their name everyday forming the letters correctly- [letter formation](#) if your child can write their first name encourage them to write their surname.



Try and spend 20-30 minutes a day reading.

- Read a book on [Oxford Owl](#), discuss what your child enjoyed about the book.
- Listen to one of David Walliams' books [The world of David Walliams](#)
- Re-tell the story of the [The Gingerbread Man](#) encouraging the children to use their 'talk for writing' actions taught in class.
- [Mavis the Magical Cat](#) – read pages 4 and 5 and have a go at the activities on pages 6-8.



Record your child and send it to us via email!

Communication and Language

Take a look at the images below of the two pirates and have a discussion your child. Below are a few ideas about what you could talk about:



- Discuss the similarities and differences between the two pirates.
- Which is the good pirate? Which is the bad pirate? Why?
- Role-play what would happen if the pirates were to meet.



Record your child explaining their thoughts and send it to us via email. Encourage your child to speak in complete sentences.

Look at the image of a [leaf](#) below are a few ideas to talk about...

- Who ate through the leaf? Why is there a hole in the leaf? Do you think it could be the Very Hungry Caterpillar? What happened to the Very Hungry Caterpillar? Encourage your child to retell the story.



As it is now Ramadan record a video telling us what you do during Ramadan? Why is it important to you? If you do not take part in Ramadan, you can research about it with an adult.

Send us your video via email so we can put it on our school website!

Mathematics

This week we are focusing on **Doubling**.

This is when we can double an amount, for example, if I have 2 spoons, I can double it by adding another two spoons, now I have 4. I can write this as a number sentence: $2 + 2 = 4$


Here's a number blocks clip you can watch to help you understand it better: [doubling](#)



Have a go at doing it yourself, you can use spoons, lego, bricks, dolls or any other items you have, can you double these:



- Double 1, Double 3, Double 4. You can double up to 10 if you really want a challenge!
- Write your number sentences. $3 + 3 = 6$
- Touch count the amounts you have and write the number.








- Practice forming your numbers. Practice oral counting and touch counting. You can count along to the videos below.

[Oral counting 1](#)

[Oral counting 2](#)

[Oral counting 3](#)

- For extra challenge, use a number line 1-20 to double numbers. (eg, double 3, put your finger on number three, since you are adding another three move your finger along the next three numbers and you should land on number 6) [number line](#)

Topic	P.E.
<p data-bbox="272 232 639 264" style="text-align: center;">Our Topic this term is Pirates!</p> <p data-bbox="108 271 175 297">PSED</p> <div data-bbox="113 327 233 488">  </div> <div data-bbox="245 304 801 472" style="border: 1px solid black; border-radius: 50%; padding: 10px; text-align: center;"> <p data-bbox="357 340 689 448">Ahoy me hearties!! You are on a quest to find me some treasure!</p> </div> <ul style="list-style-type: none"> <li data-bbox="159 488 715 519">➤ Plan your own treasure hunt in your home <li data-bbox="159 546 316 577">➤ Play I spy <li data-bbox="159 604 788 752">➤ Help your fellow Pirates on board with chores- pirates have to scrub the deck, sail and steer the ship. You could be a swabbie- you had to clean the ship and cook. <li data-bbox="159 779 801 927">➤ What jobs do you do at home? Can you help your parents to clean the house and cook the dinner, how about washing the dishes or folding away the laundry? <li data-bbox="159 954 762 1025">➤ See more activities to do at home by following this link <p data-bbox="108 1052 616 1240">'Relax kids' have provided a free 'Calm Pack' which has a range of calming activities for children. You will need to register to access this resource- but registering is free - click to register</p> <div data-bbox="638 1016 810 1258">  </div> <p data-bbox="108 1330 220 1361">UW/EAD</p> <p data-bbox="108 1366 724 1397">Yo Ho Ho!! Have you found me treasure hearties?!!</p> <ul style="list-style-type: none"> <li data-bbox="159 1424 804 1608">➤ Have a go at making your own treasure – a beaded necklace, a painted bracelet, a paper ring, golden coins! Use items you have in your house such as crayons, felts, paints or other creative resources you may have. <li data-bbox="159 1635 801 1706">● Have a go looking online at some ideas on how to make jewellery with your adult. <li data-bbox="159 1733 762 1805">● Make your own treasure map using paper and tea bags to give it a pirate effect! <div data-bbox="635 1787 785 1930">  </div> <li data-bbox="159 1957 775 2029">● What is an Island? Can you research and design your own island? Why not make your treasure	<p data-bbox="831 232 1453 371">In addition to your daily exercise the Government have recommended, we would recommend at least another 30 minutes if possible. See below for some useful resources:</p> <ul style="list-style-type: none"> <li data-bbox="879 412 1262 443">➤ Disney 10 Minute Shakeups <li data-bbox="879 448 1098 479">➤ Super Movers <li data-bbox="879 483 1043 515">➤ #ThisIsPE <li data-bbox="879 519 1145 551">➤ PE with Joe Wicks <div data-bbox="874 568 1066 680">  </div> <div data-bbox="1203 497 1461 613">  </div> <ul style="list-style-type: none"> <li data-bbox="879 698 1225 730">➤ Indoor Activities for Kids <li data-bbox="879 734 1056 766">➤ Go noodle <li data-bbox="879 770 1034 801">➤ Kidz Bop <li data-bbox="879 842 1485 954">➤ Practice writing your name, numbers and high frequency words. Remember to use your perfect pencil grip! <li data-bbox="879 981 1458 1048">➤ Practice your Fine Motor Control with these fun activities to do at home with an adult.

island at home with the sofa! What materials and colours will you use for the water? Tree? Sand?

Send us your photos of your wonderful islands!



Additional Resources and Activities

[Twinkl Home Learning Hub](#). The Home Learning Hub every posts a new set of daily activities to get involved with.



[BBC Bitesize](#) are launching their home learning service on Monday. This is another learning platform we would recommend. Click [here](#) for more information.

There are plenty of resources available for all ages on Purple Mash. All the children in school should have their login details with them at home if you do not you will need to email your class teachers using the school email address you have been sent. [Click here](#).



Oak National Academy have created an online classroom to support learning. [Click here](#) for Reception

Messages

Ahoy me mateys there you arghh me young pirates!

We hope you are enjoying your home learning and having fun being creative. We are missing you all so much and can't wait to see your brimming smiles when we all get together as one crew. Treasure this time but remember to Stay Home Stay Safe. Aaaaarrghhh!

Mrs Lal - RHM

Hello Reception, how are you my lovelies? I hope you're having lots of fun with your families and staying safe!

I am really enjoying having a look at all the hard work you are doing with your families and sending to us via email – it puts a smile on my face. I am working hard at home and spending time with my family and cannot wait to see you again. Keep smiling 😊

Mrs Khan - RAK



Dunstall Hill Primary Reception Class

We miss you all so much and cannot wait to see your lovely, smiley faces again.



Take a photo of the QR code to hear the message.

- We would love to post some of the children's work on our website. Please get in touch by using the year group e-mail. Make sure you include all the characters, such as dots.



dh.eyfshomelearning@perryhallmat.co.uk

