

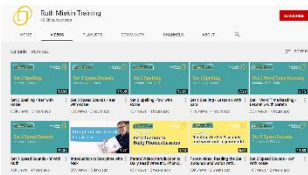
Dunstall Hill Primary Home Learning

Summer Term Week 4

Year 1

Phonics

To help children learning to read at home during school closure, Ruth Miskin are streaming 7 phonics, reading and spelling lessons every weekday on our [YouTube channel](#).



Each lesson is ten to fifteen minutes long and available for 24 hours.



Timings:

Set 1	Time (AM)
Speed Sounds	9.30
Word Time	9.45
Spelling	10.00
Set 2	
Speed Sounds and Word Time	10.00
Spelling	10.15
Set 3	
Speed Sounds and Word Time	10.30
Spelling	10.45
	Time (PM)
Storytime with Nick (Mon, Wed, Fri)	2.00

Monday 11th May

- Set 1 - x
- Set 2 – ay (Set 2 restarts)
- Set 3 - ur

Tuesday 12th May

- Set 1 – sh
- Set 2 - ee
- Set 3 - er

Wednesday 13th May

- Set 1 - th
- Set 2 - igh

Complex Speed Sounds

Consonant sounds												
f	l	m	n	r	s	v	z	sh	th	ng		
ff	ll	mm	nn	rr	ss	vv	zz	zz	tt	cc		nk
ph	le	mb	kn	wr	ce	ce						
Vowel sounds												
a	e	i	o	u	ay	ee	igh	ow				
	ea				a-e	y	i-e	a-e				
					ai	ea	ie	oa				
					e	e	y	o				
oo	oo	ar	air	ir	ou	oy	ire	ear	ure			
u-e	ue	or	oar	ur	ow	oi						
ew		are	ore	er	aw	au						

Maths

Using White Rose Maths Academy you are able to access weekly and daily sessions to support learning from home.

Week 3 session 1 Listen and join in with the

[Fractions song](#).



Now enjoy completing the following tasks.

Week 3 session 2 [Find a half](#)

1) There are 2 groups of 4 cookies.

2) One fills How many red buckets will it take to fill ?

3) The train is cubes long ?

Week 3 session 3 [Find a quarter](#)

Week 3 session 4 [Find a quarter\(2\)](#)

Can you solve this problem?

Week 3 session 5 [Problem solving](#)

Problem Solving

The scales are balanced. $15 + 15 = 30$

Each □ block has the same mass. $30 \div 5 = 6$

What is the mass of one of the □ blocks? The mass of one block is 6 kg.

Set 3 - o w

Thursday 14th May

Set 1 - ch

Set 2 - ow

Set 3 - ai

Friday 15th May

Set 1 - qu

Set 2 – oo – poo at the zoo

Set 3 - oa

English (Writing)

Week 4 Session 1

[Saint George and the Dragon.](#)

In this lesson, we will be learning about the story of Saint George and the Dragon.



Look at this picture above and predict what you think may happen in the story?



Listen carefully to the story of [Saint George and the Dragon.](#)

Can you answer the retrieval questions at the end of the book?



Week 4 Session 2

[To memorise a story using pictures.](#)

Let's memorise the story of Saint George and the Dragon. We are going to draw a story map to help us. You will need a piece of paper and a pencil.

Topic/Science

Science: Science

What are reptiles?

Watch these videos about reptiles.



[Reptiles](#)

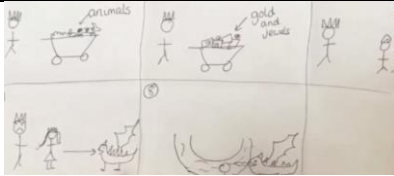


[What are reptiles?](#)

- List the reptiles you saw in the videos.
- Complete the activities and take the quiz about reptiles.
- Draw, label, and write sentences about reptiles.

Music: Now listen and join in with this song about [Rockin' Reptiles.](#)

Rockin' Reptiles



Appearance



Week 4 Session 3

To describe a characters appearance.

In this lesson, we are going to be drawing our own versions of the dragon in our story. We are then going to be focusing on using adjectives to describe our dragon's appearance.



Draw your own dragon and label it using adjectives.



The dragon has a **long** tail and **sharp** claws.



Week 4 Session 4

To describe a characters personality.



We are going to think about the dragon's personality and how the story tells us about this. We will then be choosing adjectives to describe the dragon's personality.

The dragon is **scary**.

Week 4 Session 5

To write a character description



In this lesson, we are going to be writing a character description of our dragon. We will be using the adjectives we have learnt to describe a dragon.

History

Watch this video about [Florence Nightingale](#).



Draw and label a picture of what the hospitals were like before Florence Nightingale improved them.

PSHE: [Watch](#) this short video of numerous views from children on what they think a [friend](#) is and how they should behave towards each other.

List all the qualities that you think that makes a good friend.



Art:

[Make a feelings tree](#)

Help your child show their emotions by making a feelings tree.



ICT: [Watch the video](#) on how to save your work on a computer. You can do lots of things on a computer. You can make a picture, write a letter or draw a chart.

It is important to [save](#) your work.




You will need your dragon picture and your writing from yesterday.

Remember to use:



Finger spaces



Full stop



Capital letter



Phonics

Exercise/PE

In addition to your daily exercise the Government have recommended, we would recommend at least another 30 minutes if possible. See below for some useful resources:

- [Disney 10 Minute Shakeups](#)
- [Super Movers](#)
- [#ThisIsPE](#)
- [PE with Joe Wicks](#)
- [Indoor Activities for Kids](#)



Wellbeing

These activities are here to support wellbeing and mindfulness. They can include a range of activities from art to music.



- [Mindful colouring activities](#)
- [A guide for children](#)
- Mindfulness – [Pin wheel breathing](#)
- Mindfulness – [Muscle Relaxation](#)
- [HeadStart's Five Ways to Wellbeing Activity Pack](#)
- [Supporting Families Wellbeing](#)

Additional Resources and Activities

Remember to keep up-to-date with your times tables by logging onto [TTrockstars](#)



[What is Classroom Secrets Kids?](#) A brand new site from Classroom Secrets packed full of activities for children to use independently.

[Twinkl Home Learning Hub](#). The Home Learning Hub every posts a new set of daily activities to get involved with.



BBC Bitesize are launching their home learning service on Monday. This is another learning platform we would recommend. Click [here](#) for more information.



There are plenty of resources available for all ages on Purple mash. All the children in school should have their login details with them at home if you do not you will need to email your class teachers using the school email address you have been sent. [Click here](#).



Oak National Academy have created an online classroom to support learning.

[Click here](#) for Year 1.

Messages

- Thank you for all the work you are doing at home with your children.
- Remember to practise your daily sounds.
- Make sure you wash your hands and stay safe at home with your family.



dh.y1homelearning@perryhallmat.co.uk