

Summer Term Week 4

Year 3

Mathematics

This week, we are going to continue to look at money.

Monday: Today, we are going to look at [converting pounds into pence](#). Remember there are 100p in £1.

Tuesday: Have a go at [adding amounts of money](#).
[Adding money help sheet](#)

Can you draw a picture to help you calculate the answer?

Wednesday: Today, we are learning to [subtract amounts of money](#).
[Subtracting money help sheet](#)

Thursday: Draw a picture of some coins and notes. You need to draw 2 pictures of the same coin e.g.



With a partner, you can play the game 'snap'. Here are the instructions:

Money snap

Shuffle the cards and divide between 2 players, picture side down. Take it in turns to show one card at a time, make a one pile in front of you.

When two of the same coin pictures are revealed, one after another, the first player to shout 'snap!' receives all the cards on the pile.

Play continues until one player has all the cards.

Friday: Make some price tags and place them on items in your house. Using your addition and subtraction skills from earlier in the week, see what your total is when you buy some of the things.

Challenge: How much change will get from £20.00 if you buy 3 items?



Reading

Read the rest of Chapter 1 of [Treasure Island](#). (Look back at last week's work for the [first half of Chapter 1](#))

Monday: LANGUAGE

Look up any words you don't know.

- Can you find [synonyms](#) for these words and phrases in the text?
sitting room walk he started to trust me frown torment awful
- Now find [antonyms](#) for these words:
came close vanished I didn't find him scary woken up saved



Tuesday: RETRIEVAL

Answer these [retrieval questions](#). [PDF](#)



Wednesday: INFERENCE

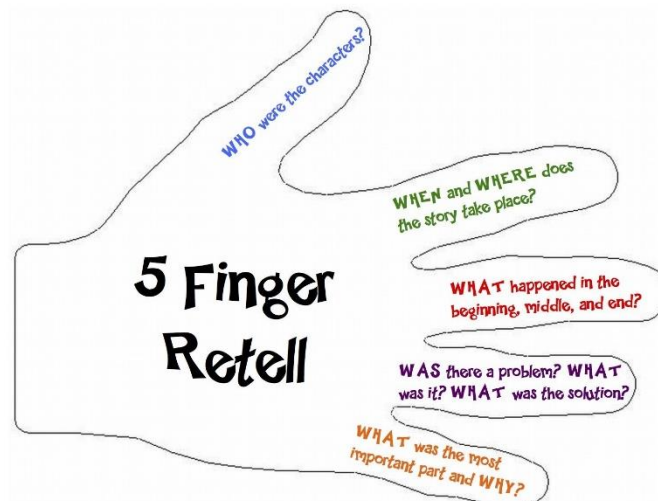
Imagine you are a guest at the Inn. Write a short paragraph to describe:

- What you are thinking
- How you feel
- What you might say



Thursday: SUMMARISE

Write a 5 finger retell of the text so far.




























Friday: PREDICT

What do you think will happen to the inn and the author's father?
What will happen to the Captain next?



Also try to spend 20-30 minutes a day reading. Remember there are lots of places where you can read books online too:

- [Oxford Owl](#)
- [The world of David Walliams](#)
- [Discover](#)
- [BookTrust](#)
- [Love Reading](#)

| English (Writing) | Topic | | | | | | | | | | | | | | | | | | | | | | | | | | | | | | | | |
|---|---|---|---|---|---|-----------|------------|------------|------------------|---|--|---|---|--------------|-----------------|------------|-------------|---|--|---|---|---------------|--------------|-------------------|----------|---|--|---|---|-----------|--------------------|-------------|----------------|
| <p>This week, we are going to be writing biographies based on the characters in Treasure Island so make sure you have done the reading lessons first!</p> <p>Monday</p> <p>Sort the information about the Captain from Chapter 1 into these sub-headings:</p> <ul style="list-style-type: none">- Appearance- Personality- Job <p>Now add some of your own ideas about the Captain.</p> <p>Challenge: Can you think of any other sub-headings you could include in a biography?</p> <p>Tuesday</p> <p>Today, you are going to use commas in a list. What do you know about the Captain? Can you write some sentences including commas in a list e.g. The Captain wore jet black boots, a filthy, blue jacket and an old, ripped shirt.</p> <p>Challenge: Extend your lists using expanded noun phrases (e.g. an old, ripped shirt.)</p> <p>Wednesday</p> <p>Practise using possessive apostrophes. Can you write some sentences about the Captain using possessive apostrophes? (e.g. The Captain's coat was filthy and ripped)</p> <p>Challenge: Can you include a plural possessive apostrophe? (e.g. The boots' soles were worn out)</p> <p>Thursday</p> <p>Which openers would you use in a biography? Choose a biography to read on the website and find all the openers.</p> <p>Now write your own sentences about the Captain using some of the openers you found. Remember to use a comma after your opener! There are some more openers on the website to help you.</p> <p>Challenge: Decide whether the openers you have used describe a time, place or cause. (e.g. In 1960- time, On the ship- place, Because he was nasty- cause).</p> | <p>Geography</p> <p>What is the difference between a country, a continent and a city?</p> <p>Can you find the capital cities of the following countries?</p> <ul style="list-style-type: none">- France - Germany - Spain  <p>Art</p> <p>Our local MP (Stuart Anderson) has set up his new office but unfortunately his walls are all bare. Can you help him and draw some pictures to help him decorate his office?</p> <p>You could draw or paint a rainbow as a symbol of hope during the lockdown or anything else you think will brighten his office up. Every entry will receive a certificate from the MP.</p> <p>Remember to email your picture to dh.y3homelearning@perryhallmat.co.uk.</p>  <p>German</p> <p>Draw a plate of your favourite fruit and label each fruit in German.</p> <table><tr><td></td><td></td><td></td><td></td></tr><tr><td>der Apfel</td><td>die Banane</td><td>die Ananas</td><td>die Wassermelone</td></tr><tr><td></td><td></td><td></td><td></td></tr><tr><td>lie Himbeere</td><td>der Granatapfel</td><td>die Melone</td><td>die Pflaume</td></tr><tr><td></td><td></td><td></td><td></td></tr><tr><td>lie Apfelsine</td><td>der Pfirsich</td><td>die Johannisbeere</td><td>die Kiwi</td></tr><tr><td></td><td></td><td></td><td></td></tr><tr><td>die Birne</td><td>die Gartenerdbeere</td><td>die Zitrone</td><td>die Weintraube</td></tr></table> |  |  |  |  | der Apfel | die Banane | die Ananas | die Wassermelone |  |  |  |  | lie Himbeere | der Granatapfel | die Melone | die Pflaume |  |  |  |  | lie Apfelsine | der Pfirsich | die Johannisbeere | die Kiwi |  |  |  |  | die Birne | die Gartenerdbeere | die Zitrone | die Weintraube |
|  |  |  |  | | | | | | | | | | | | | | | | | | | | | | | | | | | | | | |
| der Apfel | die Banane | die Ananas | die Wassermelone | | | | | | | | | | | | | | | | | | | | | | | | | | | | | | |
|  |  |  |  | | | | | | | | | | | | | | | | | | | | | | | | | | | | | | |
| lie Himbeere | der Granatapfel | die Melone | die Pflaume | | | | | | | | | | | | | | | | | | | | | | | | | | | | | | |
|  |  |  |  | | | | | | | | | | | | | | | | | | | | | | | | | | | | | | |
| lie Apfelsine | der Pfirsich | die Johannisbeere | die Kiwi | | | | | | | | | | | | | | | | | | | | | | | | | | | | | | |
|  |  |  |  | | | | | | | | | | | | | | | | | | | | | | | | | | | | | | |
| die Birne | die Gartenerdbeere | die Zitrone | die Weintraube | | | | | | | | | | | | | | | | | | | | | | | | | | | | | | |

Friday

Use the information in the text and your own ideas to write a biography about the Captain- be as creative as you like- there are lots of WAGOLs [here](#) to help you.

Make sure you include:

- Subheadings
- Key information
- Adjectives

Challenge!


- Openers
- Commas in a list
- Possessive apostrophes

Extra challenge!!

- A question
- An exclamation
- A word beginning with super-

Now have a go at this activity below:

Was ist das?
Match the word with the picture. Start from top left.



der Apfel
die Ananas
die Orange
die Banane
die Birne

PSHE/History

What is VE Day? Can you research VE day and why it is important? Use this link to help you:
<https://www.bbc.co.uk/newsround/48201749>

VE Day was celebrated in many ways including the production of special cups. It had picture of the Prime Minister, the British flag and people celebrating.



Think about our current lockdown. What design would you have on a cup to show how you will celebrate the end of lockdown. You can include flags, a drawing of your school or other important buildings and important people who were involved.



Exercise/PE

Make sure you are keeping up with your daily exercise- it's so important for your physical and mental health.

- [Disney 10 Minute Shakeups](#)
- [Super Movers](#)
- [#ThisIsPE](#)
- [PE with Joe Wicks](#)
- [Indoor Activities for Kids](#)




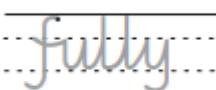

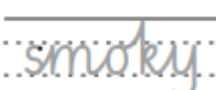


Wellbeing

Look back on last week's learning for more resources. Here some creative ways to help children feel more positive at the time:

- Colour and make a positivity [paper chain](#)
- Play this positivity [game](#).



| Spelling | Handwriting |
|---|---|
| <p>Try to practise for 10 minutes a day.</p> <p>This week's rule is adding the prefix super-. Here are some to practise - remember to look up what they mean if you're not sure.</p> <ol style="list-style-type: none"> 1. supermarket 2. superwoman 3. superhuman 4. superglue 5. superpower 6. superstar <p>Can you think of anymore?</p> <p>You can also practise these words on the year 3 & 4 spelling list.</p> <ol style="list-style-type: none"> 1. material 2. medicine 3. mention 4. minute 5. natural <p>You can also check out our worksheet with fun ideas to help you learn your spellings.</p> | <p>Take some time this week to practise your handwriting.</p> <p>We are practising joining to the letter y.</p>  <p>Practise writing these words:</p>      <p>Can you write some sentences using these words?</p> |

Science








Draw or write what you eat during the week. Write down which foods gave you the following types of nutrients:

- Carbohydrates
- Protein
- Fats
- Vitamins
- Minerals
- Fibre
- Water

You can present your work like this:

| Monday | | | | |
|--|-------|--------|--------|--------|
| Draw or write what you ate and drank today | | | | |
| Breakfast | Lunch | Dinner | Snacks | Drinks |
| | | | | |
| Write down which food gave you the following types of nutrients: | | | | |
| carbohydrates: | | | | |
| protein: | | | | |
| fats: | | | | |
| vitamins: | | | | |
| minerals: | | | | |
| fibre: | | | | |
| water: | | | | |

Use this to help you:

| Nutrient | Found in... (examples) | What it does/they do |
|---------------|--|---|
| carbohydrates |  | provide energy |
| protein |  | helps growth and repair |
| fibre |  | helps you to digest the food that you have eaten |
| fats |  | provide energy |
| vitamins |  | keep you healthy |
| minerals |  | keep you healthy |
| water |  | moves nutrients around your body and helps to get rid of waste |

Additional Resources and Activities

Remember to keep up-to-date with your times tables by logging onto [TTrockstars](#)



[What is Classroom Secrets Kids?](#) A brand new site from Classroom Secrets packed full of activities for children to use independently.

The government have released a long list of [resources](#) to access work at home.

We recommend:

[Twinkl Home Learning Hub](#), which has lots of activities for all subjects.



BBC



[BBC Bitesize](#) has loads of handy revision videos and lessons.

Bitesize

There are plenty of resources available for all ages on [Purple Mash](#). All the children in school should have their login details with them at home if you do not you will need to email your class teachers using the school email address you have been sent.



OAK
NATIONAL
ACADEMY

[Oak National Academy](#) has lots of video lessons for different subjects in every year group.

Messages

Hi again year 3!

It's been lovely to speak to your families this week and hear you're all ok. We've also had some fantastic work sent in this week – check if yours made it onto the [school website](#)!

Well done to those of you who solved the riddle last week.

What gets wetter as it dries? A towel!

This week's riddle:


What is always in front of you but can't be seen?

Send in your answers and any other work and questions to

dh.y3homelearning@perryhallmat.co.uk



Love from us all!



Mrs McKenzie Miss Merchant Miss Burton Miss Vaughan Miss Wolf Miss Ali