

**Summer Term Week 5**  
**Year 4**

**Transition**


We cannot wait to see you all again soon. Here are some activities to help you get ready for coming back to school:  
 Understand more about what [social distancing](#) means.  
 Learn how to [wash your hands](#) thoroughly  
 Understand more about [Corona Virus with a special book for children](#) illustrated by Axel Scheffler.



**English (Reading)**

Try to spend 20-30 minutes a day reading. Here are our [KS2 Reading Skills](#) to help you when you are reading.

This week, we are focusing on the reading skills, language and inference.



- **Week 5 – Day 1** – Read the next [two pages](#) of our class text and find the meaning of three words you are unsure about.
- **Week 5 – Day 2** – Reread the text. Find [synonyms](#) for the selected words. A [synonym is another word that has the same meaning. For example, word – old, synonym – ancient.](#)
- **Week 5 – Day 3** – Reread page 3 of our text and use all of the strategies we looked at last week to answer these inference [questions. PDF](#)
- **Week 5 – Day 4** – Reread page 4 of our text and use all of the strategies we looked at last week to answer these inference [questions. PDF](#)
- **Week 5 – Day 5** – Take some time to look at our transition activities above. Read this story called '[Where did everyone go?](#)' to help you understand what has happened recently.

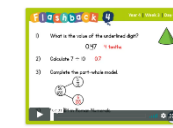
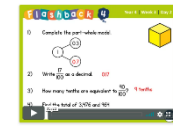
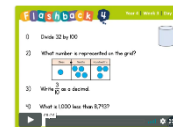



**Mathematics**

Using the White Rose Maths resources, you are able to access daily sessions to support learning from home.

This week, we are going to continue to focus on decimals. For each piece of work, watch the [videos](#) on White Rose and complete the activities below.

- **Week 5 – Day 1** – [Divide 1 or 2 digits by 100.](#)
- **Week 5 – Day 2** – [Make a whole](#)
- **Week 5 – Day 3** – [Write decimals](#)
- **Week 5 – Day 4** – [Comparing decimals](#)
- **Week 5 – Day 5** – [Order decimals](#)



English (Writing)	Topic/Science
<p><b>Writing competition!</b></p> <p>We are holding a competition for all children in Key Stage 2. The theme is 'a journey through time'. You can write up to 500 words and part of your story needs to be set in a different time. Could you use your history topics to help you? Have you woken up as an Egyptian pharaoh? Have you opened your front door and walked into the Stone Age? Are you in the middle of a Viking raid? Are you walking with dinosaurs? Watch the <a href="#">500 words inspirational video</a> to get some ideas. <b>Please email your entries to your teachers by the 29<sup>th</sup> May.</b> We look forward to reading them and announcing the winners on the website.</p> <p>Good luck!</p>  <ul style="list-style-type: none"> <li>• <b>Week 5 – Day 1</b> – Watch this <a href="#">video</a> to find out about our writing competition. You may want to watch the video in small parts pausing it to make notes or write down your ideas.</li> <li>• <b>Week 5 – Day 2</b> – Think about the <a href="#">characters</a> in your story. Draw a picture of them and describe them. You can use the adjectives bank to help you.</li> <li>• <b>Week 5 – Day 3</b> – Think about the <a href="#">setting</a> in your story. Where will your story be based? Draw a picture and describe your setting.</li> <li>• <b>Week 5 – Day 4</b> – Think about the problem or dilemma that is going to happen in your story. Look at the ideas <a href="#">here</a> and write your own dilemma/problem.</li> <li>• <b>Week 5 – Day 5</b> – Think about how your character or characters are going to resolve the problem. Look at the ideas <a href="#">here</a> and write your own resolution.</li> </ul>	<ul style="list-style-type: none"> <li>• <b>PSHE – Session 1</b> – This week is <a href="#">Mental Health Awareness Week</a>. The theme this year is <b>kindness</b>. Have a look at the ideas on the website. Can you create a poster to explain why <a href="#">#kindnessmatters?</a></li> </ul>  <ul style="list-style-type: none"> <li>• <b>German – Session 2</b> – Learn the names of the rooms in a house. Use this <a href="#">poster</a> and this <a href="#">video clip</a> to help you. Draw a <a href="#">picture</a> of your house, flat or bungalow and label the rooms in German.</li> <li>• <b>RE – Session 3</b> – Read the <a href="#">information</a> about Ramadan and watch the <a href="#">BBC clip</a> about Muslims celebrating Eid, the end of Ramadan. Design and <a href="#">make a card</a> that you could give to someone at Eid.</li> </ul>  <ul style="list-style-type: none"> <li>• <b>Geography – Session 4</b> – Let's look at the different <a href="#">animals</a> that live in the rainforest. Create a <a href="#">fact file</a> about a rainforest animal, use the internet to find out more about the animal you have chosen.</li> </ul> <p><i>Did you know? There are approximately over 10 million species of animals, plants and insects in the Amazon rainforest!</i></p>  <p>Can you find an interesting fact out about sloths?</p> <ul style="list-style-type: none"> <li>• <b>Computing – Session 5</b> – Today, we have an exciting lesson as we are continuing to learn how to code. Watch the videos and instructions in order to make the fish move. This task has been set on <a href="#">Purple Mash</a>.</li> </ul> <p><i>If you have forgotten your log in details, please email our class email and we can send you your username and password.</i></p> 

## Handwriting

Take some time this week to practise your handwriting.  
We are practising **joining to and from the letter v**.

ive

Practise writing these words:

f + ive = five

d + ive =

h + ive =

na + tive =

ac + tive =

mo + tive =

Challenge:

massive

relative

competitive

expensive

### Exercise/PE

Daily exercise is important for your physical and mental health. How are you going to stay active this week?

- [PE with Joe Wicks](#)
- [Cosmic Yoga for children](#)
- [#ThisisPE - Catching](#)
- [Skipping Challenge](#)
- [Baby Shark Challenge](#)



### Wellbeing

Make sure you are taking some time to focus on your wellbeing. These activities are here to support wellbeing and mindfulness.

- [Circle of Life](#) – Singing – Well Being
- #Kindnessmatters – How are you being kind to yourself? Try these [activities](#).
- Wolves – [What is resilience?](#)



### Additional Resources and Activities

Remember to keep up-to-date with your times tables by logging onto [TTrockstars](#)



[What is Classroom Secrets Kids?](#) A brand new site from Classroom Secrets packed full of activities for children to use independently.



[Twinkl Home Learning Hub](#). The Home Learning Hub every posts a new set of daily Activities to get involved with.



BBC Bitesize are launching their home learning service on Monday. This is another learning platform we would recommend. Click [here](#) for more information.

There are plenty of resources available for all ages on Purple mash. All the children in school should have their login details with them at home if you do not you will need to email your class teachers using the school email address you have been sent. [Click here](#).



Oak National Academy have created an online classroom to support learning. [Click here](#) for Year 4.

## Messages


Hello Year 4 – How has your week been? What have you been up to?

We are missing you all and hopefully it won't be too long before we see you. In the meantime, keep working hard and stay safe.



On behalf of all of our team, we would like to wish those who celebrate it a happy Eid!

Last week, the teachers in Year 4 have been caught reading in some interesting places.



Where will you be caught reading?



We look forward to seeing where you are 'caught' reading. Email your photos to our class email. Make sure you include all the characters, such as dots.

[dh.y4homelearning@perryhallmat.co.uk](mailto:dh.y4homelearning@perryhallmat.co.uk)

