
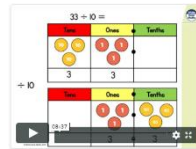










Summer Term Week 4	
Year 4	
English (Reading)	Mathematics
<p>Try to spend 20-30 minutes a day reading. Here are our KS2 Reading Skills to help you when you are reading.</p> <p>*NEW CLASS TEXT ALERT! 😊*</p> <p>This week, we are going to be using a range of skills.</p> <ul style="list-style-type: none"> Week 4 – Day 1 – Look at the front cover of our new story. Predict what you think is going to happen. PDF Week 4 – Day 2 – Look at the front cover of our new story again. Write down what you can see (you will have to look carefully) and write down what you infer is going to happen. PDF Week 4 – Day 3 – Read the first part of our chapter. Underline / choose five words that you do not know the meaning of in the text. Find the meaning of these words and write them down. PDF Week 4 – Day 4 – Reread the first part of our text and use all of the strategies we looked at last week to answer these inference questions. PDF Week 4 – Day 5 – Watch Newsround. Take some time to have a chat with a family member and discuss what is happening. 	<p>Using the National Academy and White Rose Maths resources, you are able to access daily sessions to support learning from home.</p> <p>This week, we are going to continue to focus on decimals. For each piece of work, watch the videos on White Rose and complete the activities below.</p> <ul style="list-style-type: none"> Week 4 – Day 1 – Dividing 1 digit numbers by 10. Week 4 – Day 2 – Dividing 2 digit numbers by 10. Week 4 – Day 3 – Hundredths. Week 4 – Day 4 – Writing hundredths as decimals. Week 4 – Day 5 – Writing hundredths on a place value grid.



English (Writing)	Topic/Science
<p>This week, we are going to complete a narrative unit based on the story 'Fantastic Beasts and Where to Find Them' By J K Rowling.</p> <p>Our SPAG focus for this week is fronted adverbials and we are focusing on the reading skills language and select and retrieve.</p> <ul style="list-style-type: none"> • Week 4 – Day 1 – Explore the meaning of words in our story. Read the extract and explain the meaning of the words.  • Week 4 – Day 2 – Watch this video clip and retrieve information from a story.  • Week 4 – Day 3 – Explore the features of a story. • Week 4 – Day 4 – Understand, create and use a range of fronted adverbials. Challenge yourself to use different fronted adverbials including time, place, manner, frequency and degree. • Week 4 – Day 5 – Continue the story and write a solution. Remember to include fronted adverbials. Email your stories to our class email: dh.y4homelearning@perryhallmat.co.uk 	 <ul style="list-style-type: none"> • Topic – Session 1 – VE Day. Watch this video clip to find out about VE day. Make some notes about VE day using these questions and PowerPoint. Create a poster or a fact file explaining what VE day is. • Science – Session 2 – This lesson looks at how classification keys are used to sort living things. Read the information on this PowerPoint and use this to help you classify these living things. PDF • Art – Session 3 – This is continued from last week. Use your research to draw a poster showing the different layers of the rainforest. Draw the types of trees and shrubs that can be found in each layer. • Geography – Session 4 – Today, we are going to look at the effects of deforestation. Watch this video clip. Sort the effects of deforestation into those with positive impacts and those with negative impacts. Finally, write a promise explaining what you are going to do to save the rainforests.  • Music – Session 5 – Learn some basic rhythmic patterns and then use these to beatbox.
Exercise/PE	Wellbeing
<p>In addition to your daily exercise the Government have recommended, we would recommend at least another 30 minutes if possible. See below for some useful resources:</p> <ul style="list-style-type: none"> • Go Noodle • Super Movers • #ThisIsPE • PE with Joe Wicks • Cosmic Yoga for children  	<p>Make sure you are taking some time to focus on your wellbeing. These activities are here to support wellbeing and mindfulness.</p>  <ul style="list-style-type: none"> • Circle of Life – Singing – Well Being • Wolves – Positive Thinking • Roll a positive question • Listen to some relaxing Disney music.

Additional Resources and Activities

Remember to keep up-to-date with your times tables by logging onto [TTrockstars](#)



[What is Classroom Secrets Kids?](#) A brand new site from Classroom Secrets packed full of activities for children to use independently.

[Twinkl Home Learning Hub](#). The Home Learning Hub every posts a new set of daily Activities to get involved with.



BBC Bitesize are launching their home learning service on Monday. This is another learning platform we would recommend. Click [here](#) for more information.

There are plenty of resources available for all ages on Purple mash. All the children in school should have their login details with them at home if you do not you will need to email your class teachers using the school email address you have been sent. [Click here](#).



Oak National Academy have created an online classroom to support learning. [Click here](#) for Year 4.

Messages

Hello Year 4 – How are you?

This week, the teachers in Year 4 have been caught reading in some interesting places.



Where will you be caught reading?



We look forward to seeing where you are 'caught' reading. Email your photos to our class email. Make sure you include all the characters, such as dots.

dh.y4homelearning@perryhallmat.co.uk

