

**Summer Term Week 4**

**Year 6**

**English (Reading)**

Try and spend 20-30 minutes a day reading. [Read](#) or [listen](#) to chapter 4 from the text

**Activity 1**

[Questions 1-3 Chapter 4](#)



**Activity 2**

Find 5 words or phrases in Chapter 4 that you don't fully understand. Use the context to make a good guess at their meaning then use the internet or a dictionary to help you find out the definition. Write a sentence using each of the words or phrases in context.

**Activity 3**

[Read](#) the last paragraph on page 24 that starts: 'Everywhere they looked...'

Using that paragraph, can you find evidence in the text of the following ideas?

1. There are a lot of people.
2. The Soldiers appear to be aggressive.
3. The Jews seem to be working together.
4. Some Jews seem to be injured.

**Activity 4**

Prediction question - Who do you think the people that live near Bruno's house are? Why? Use evidence from the text to support your answer. (3 Mark Question)

**Activity 5**

How does Gretel feel about the children in 'Out-With'? Use evidence from the text to support your answer. (3 Mark question)

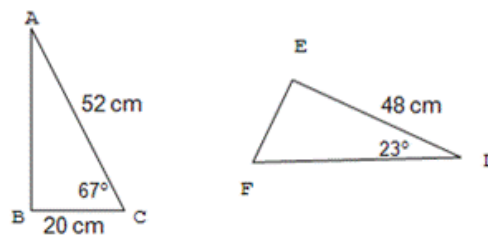
**Also use these links for any other fantastic reading ideas!**

- Read a book on [Oxford Owl](#), discuss what your child enjoyed about the book.
- Access Audible for great reads - [Discover](#)
- [BookTrust](#) is another great place to immerse yourself into a book.
- [Love Reading](#) also is another place to find a super read.

**Maths**





Using Oak Academy online Maths you are able to access weekly and daily sessions to support learning from home.

This week - **Missing Angles and Lengths**



- [Lesson 1](#) - Find the value of missing angles
- [Lesson 2](#) - Compare and classify triangles
- [Lesson 3](#) - Compare and classify quadrilaterals
- [Lesson 4](#) - Find unknown angles in triangles
- [Lesson 5](#) - Calculate unknown angles in quadrilaterals



English (Writing)	Topic/Science
<p>The Boy in the Striped Pyjamas.</p>  <p><a href="#">Read</a> or <a href="#">listen</a> to chapter 4 of The Boy in the Striped Pyjamas. Below are activities to complete across the week leading up to writing</p> <p><b>Activity 1 –</b> Recap <a href="#">descriptive writing</a>. Have a look out of a window in your house. What do you see? What do you hear? What can you smell? Using <a href="#">expanded noun phrases</a>, write sentences about what you can see from your window. Remember to try to up level your vocab.</p> <p><b>Activity 2 –</b> Using your sentences from activity 1, use <a href="#">ISPACE</a> to add openers to your sentences. Try adding one example of each to your sentences and punctuate your sentences correctly. Remember to make your sentences multi-clausal – can you add a subordinate clause at the beginning or end? Or can you add a relative clause? Use correct conjunctions when needed as well.</p> <p><b>Activity 3 –</b> Look at <a href="#">these</a> examples of descriptive writing. Choose 2 of them to look at in detail. Can you spot any elements of <a href="#">MAPSO</a>? Write down any you find and label them. Can you also find any expanded noun phrases? What up levelled vocab can you find?</p> <p><b>Activity 4&amp;5 –</b> Plan, write and edit a description of what Bruno and Gretel see out of the bedroom window. Remember to use the skills that you have practiced this week and really show your work off! Your writing should be at least 2 decent sized paragraphs.</p>	<p>TOPIC – <u>World War 2</u></p>  <ul style="list-style-type: none"> <li>Task – Friday 8<sup>th</sup> May was VE day celebrating 75 years since the end of World War 2 in Europe. Use this link <a href="#">here</a> and independently research the facts of VE Day. Write a paragraph about when VE Day was, what happened during VE day and what British people did to celebrate and commemorate this wonderful day.</li> </ul> <p>Art -</p> <p>Task – When celebrating VE Day, many streets held street parties where they strung bunting across the street. Research what <a href="#">bunting</a> is and using paper and pens, card or even fabric, create some VE Day inspired bunting. Use this <a href="#">link</a> for inspiration.</p> <p>Science – Electricity <u>Thomas Edison</u></p> <ul style="list-style-type: none"> <li>Task – Thomas Edison is a name that we think of when we look at electricity but why? What did Thomas Edison do that was so important? Use these links <a href="#">here</a> and <a href="#">here</a> to research Thomas Edison. Write a biography about Thomas Edison explaining who he was and why he was so important to the world of Science. Find as many interesting facts as you can!</li> </ul> 
Exercise/PE	Wellbeing
<p>In addition to your daily exercise the Government have recommended, we would recommend at least another 30 minutes if possible. See below for some useful resources:</p> <ul style="list-style-type: none"> <li><a href="#">Disney 10 Minute Shakeups</a></li> <li><a href="#">Super Movers</a></li> <li><a href="#">#ThisIsPE</a></li> </ul> 	<p>These activities are here to support wellbeing and mindfulness. They can include a range of activities from art to</p>

- [PE with Joe Wicks](#)
- [Indoor Activities for Kids](#)



music.

- Go on a nature walk and take photos or make drawings of the nature where you live.
- Read [Corona Virus: A book for children](#) A special text illustrated by Axel Scheffler.
- Try some children's yoga to stretch the body and bring some calm and zen. Click this link for [Cosmic Kids](#).
- Choose a mindfulness colouring page to print off [here](#).
- Keep a diary about your time in lockdown, how has being in lockdown made you feel. What are you looking forward to doing once lockdown is over?



### Additional Resources and Activities

Remember to keep up-to-date with your times tables by logging onto [TTrockstars](#)



[What is Classroom Secrets Kids?](#) A brand new site from Classroom Secrets packed full of activities for children to use independently.

[Twinkl Home Learning Hub](#). The Home Learning Hub every posts a new set of daily Activities to get involved with.




BBC Bitesize are launching their home learning service on Monday. This is another learning platform we would recommend. Click [here](#) for more information.

There are plenty of resources available for all ages on Purple mash. All the children in school should have their login details with them at home if you do not you will need to email your class teachers using the school email address you have been sent. [Click here](#).



Oak National Academy have created an online classroom to support learning. [Click here](#) for Year 6.

### Messages



Hey Year 6! We hope you're enjoying the sun and still keeping safe. We would love to hear from you so drop us an email using the link below! Add on any work you've done, any photos you want to share or even any videos you've created - We are missing your TikTok dances!!

Mrs Bate, Mrs Peedle and Mrs Gedi



[dh.y6homelearning@perryhallmat.co.uk](mailto:dh.y6homelearning@perryhallmat.co.uk)

