

**Summer Term Week 6**

**Year 3**

**Transition**

Look back at last week's videos – keep practising washing your hands and think of creative ways to help us remember how to keep social distancing.



**Mathematics**

Well done for working so hard last week! This week, our focus in maths is going to be **addition and subtraction**.

**Monday** – Watch the videos explaining the different [methods](#) you can use to add and subtract. Have a go at some of the activities on the website.

**Tuesday** – Today, you are going to recap [adding and subtracting mentally \(in your head\)](#). Watch the video to help you and then complete the online activity at the bottom of the page.

**Wednesday** – Today you will be learning to add 2 and 3-digit numbers using the formal written method. Watch these [videos](#) and complete some of the activities. Remember, you can use jottings and pictorials to help you.



**Thursday** – Let's recap and refresh our knowledge of subtraction. Have a go at subtracting 3-digit numbers using the formal written method. Watch these [videos](#) and complete some of the activities. Remember, you need to exchange if you are taking a bigger number away from a smaller number.



**Friday** – For today's lesson, you need to choose the appropriate method to help you solve [addition and subtraction word problems](#). Think about all the learning you have completed this week and use this when you are calculating your answers.

**Guided Reading**

During our topic Ancient Greece, we will be reading some Greek myths. Read the [story of Medusa and Athena](#).

**Monday- Language**

Can you guess what the highlighted words mean by reading around the sentence? Once you have had a go at inferring the meanings, check if you were right in the [dictionary](#).



**Tuesday – Language**

Create 2 lists of adjectives using the vocabulary in the text to describe Athena and Medusa. e.g. Medusa: boastful, beautiful.

**Wednesday – Retrieval**

How was Medusa change during the story?  
Write a short description of Medusa at the start and end of the story.



**Thursday – Inference**


Look at the third paragraph. Draw a picture of Medusa using this paragraph. Think about the similes used- what do they tell you about what they look like?





## Friday – Inference

How do you think Medusa felt when Athena sent her to live with the Gorgon sisters? Write a short diary entry as Medusa. Explain what happened, **how you felt and why**.  
*E.g., When Athena cursed me, I was furious because I had lost my beautiful blond curls.*



Spelling	Handwriting
<p>This week we are looking at words with <b>silent letters</b>.</p> <p>Read these words aloud. Which letter is silent?</p> <ol style="list-style-type: none"><li>1. answer</li><li>2. island</li><li>3. February</li><li>4. length</li><li>5. strength</li><li>6. business</li></ol> <p>When you are practising these words, it might help to 'say it as you see it' e.g. say 'ans-wer'</p> <p><b>Year 3 &amp; 4 spelling words:</b></p> <ol style="list-style-type: none"><li>1. ordinary</li><li>2. particular</li><li>3. peculiar</li><li>4. perhaps</li><li>5. popular</li></ol>	<p>This week we are joining from the letter i.</p>  <p>Remember to look carefully at the joins and have a go at these words:</p> <p><i>sunnier</i>     <i>hilly</i></p> <p><i>funnier</i>     <i>thin</i></p> <p><i>silly</i>     <i>thinner</i></p>

English (Writing)	Topic/Science
<p>This week, we are going to write a character description of Medusa. Make sure you read the <a href="#">story in the Guided Reading work</a>.</p> <p><b>Monday</b> Use the story to create a <a href="#">character profile</a> for Medusa. Think about her external (what she looks like) and her internal (what her character is like) characteristics.</p> <p><b>Tuesday</b> Use a thesaurus to up-level the vocabulary you found in the text. <b>SPaG focus:</b> Use <a href="#">commas in a list</a> to describe the characters using the adjectives you found. Challenge: Can you create some <a href="#">alliteration</a> to describe Medusa?</p> <p><b>Wednesday</b> <b>SPaG focus:</b> Use <a href="#">subordinating conjunctions</a> (if, although, while, because, before, after, as) to describe the action in the text. <i>e.g. Athena boiled with anger <b>while</b> Medusa boasted in her temple.</i> Challenge: Can you use the conjunction at the start of the sentence?</p> <p><b>Thursday</b> <b>SPaG focus:</b> Use the text and your own ideas to create some <a href="#">similes and metaphors</a> to describe Medusa. Challenge: Explain the difference between similes and metaphors.</p> <p><b>Friday</b> <b>SPaG focus:</b> Write a conversation between Athena and Medusa using punctuation for speech. Remember to use words other than said! Challenge: Include actions to show how they are feeling. <i>e.g. "How dare you!" screamed Medusa, gnashing her ugly teeth.</i></p>	<p><b>Science</b> Do you remember our bulb project in Autumn term? The national results are in! Take some time to <a href="#">look at the results</a> and then try the quizzes at the bottom of the page.</p> <p><b>Topic</b> We are starting our new topic: Ancient Greece! To start our topic, can you find Greece on a map of Europe and create a fact file about modern day Greece? You can use this <a href="#">sheet</a> or create your own. Now write 3 things you would like to find out about Ancient Greece over this term. <a href="#">PDF</a>.</p> <p><b>Art</b> Sketch, paint or collage Medusa. Use your reading and writing for inspiration!</p> <p><b>German</b> Watch this <a href="#">video</a> about Franzl's birthday. Can you draw and label a picture of a birthday party using the words you have learnt in the video?</p> <p><b>Computing</b> What is an email? Watch the <a href="#">video</a>. Can you have a go at using an adult's email address to send an email with your favourite joke to our class email address? <a href="mailto:dh.y3homelearning@perryhallmat.co.uk">dh.y3homelearning@perryhallmat.co.uk</a></p> <p><b>PSHE</b> This term our topic is 'Money and Me'. What is the difference between <b>wants</b> and <b>needs</b>? Can you make 2 lists: one of things that you <b>need</b> and one of things you <b>want</b>. E.g. food, a new bike, an Xbox, water, shelter.</p>

Exercise/PE	Wellbeing
<p>Make sure you are keeping up with your daily exercise- it's so important for your physical and mental health.</p> <ul style="list-style-type: none"> <li>• <a href="#">Disney 10 Minute Shakeups</a></li> <li>• <a href="#">Super Movers</a></li> <li>• <a href="#">#ThisIsPE</a></li> <li>• <a href="#">PE with Joe Wicks</a></li> <li>• <a href="#">Indoor Activities for Kids</a></li> <li>• Get involved in this '<a href="#">Take Action, Get Active</a>' initiative for Mental Health Awareness week</li> </ul> 	<p>Look back on last week's learning for more resources.</p> <p>Try keeping a diary this week of things you are grateful for each day.  <i>e.g. On Wednesday I was grateful it was sunny and I could go for a nice walk with my sister.</i></p>  <p>Try some of these <a href="#">mindfulness colouring</a> pages too.</p>

### Additional Resources and Activities

Remember to keep up-to-date with your times tables by logging onto [TTrockstars](#)



[What is Classroom Secrets Kids?](#) A brand new site from Classroom Secrets packed full of activities for children to use independently.

The government have released a long list of [resources](#) to access work at home.

We recommend:

[Twinkl Home Learning Hub](#), which has many activities for all subjects.



[BBC Bitesize](#) has loads of handy revision videos and lessons.

There are plenty of resources available for all ages on [Purple Mash](#). All the children in school should have their login details with them at home if you do not you will need to email your class teachers using the school email address you have been sent.



[Oak National Academy](#) has many video lessons for different subjects in every year group.

## Messages

Hey year 3!

We hope you had a great half term and a well-earned rest from all your hard work. Well done to those of you who entered the writing competition. We will have the results soon!

*Q- What has 2 hands but can't clap? A – A clock!*



**This week's riddle:**


**A red house has red walls, a blue house has blue walls.**

**What colour are the walls in a green house?**

Don't forget you can send news, questions or work to our year 3 email:

[dh.y3homelearning@perryhallmat.co.uk](mailto:dh.y3homelearning@perryhallmat.co.uk)

We miss you lots!



Mrs McKenzie Miss Merchant Miss Burton Miss Vaughan Miss Wolf Miss Ali