





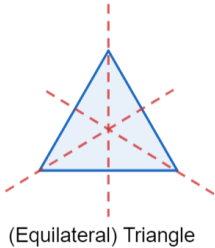


Summer Term Week 9
Year 4

English (Reading)	Mathematics
<p>Try to spend 20-30 minutes a day reading. Here are our KS2 Reading Skills to help you when you are reading.</p> <p>This week, we are focusing on the reading skills, language, inference and retrieval.</p> <ul style="list-style-type: none"> • Week 9 – Day 1 – Read the next page of our class text and find the meaning of three words you are unsure about. PDF. • Week 9 – Day 2 – Reread the story. Decide whether each question is a retrieval, language or inference question. Complete the table and then answer the questions using our reading strategies. PDF. • Week 9 – Day 3 – Read the next two pages and find the meaning of four words you are unsure about. PDF. • Week 9 – Day 4 – Reread the story. Decide whether each question is a retrieval, language or inference question. Complete the table and then answer the questions using our reading strategies. PDF. • Week 9 – Day 5 – Let's enjoy the fourth chapter of Harry Potter and the Philosopher's stone called 'The Keeper of the Keys' read by Stephen Fry. You will need to register (for free) on the website to listen to the audiobook. 	<p>Using the Oaks National Academy resources, you are able to access daily sessions to support learning from home.</p> <p>This week, we are going to focus on Symmetry. <i>What does symmetrical mean?</i></p> <ul style="list-style-type: none"> • Week 9 – Day 1 – Complete 20 minutes on TT Rockstars, including two sound checks. Miss Ayton has set a class battle. Which class will win? • Week 9 – Day 2 – Identify lines of symmetry in 2D shapes. • Week 9 – Day 3 – Identify lines of symmetry in a pattern. • Week 9 – Day 4 – Complete a simple symmetrical figure. • Week 9 – Day 5 – Investigate a problem using symmetry.
    	  <p style="text-align: center;">(Equilateral) Triangle</p>

Spellings

<p>Our spelling rule for this week is adding the prefix mis- and revising in- and dis-.</p> <p style="text-align: center;">disagree inactive inhuman misbehave mislead mismatch misspelt misunderstand mistreat</p>	<p>Alongside our spelling rule, we also have the following words to learn from the Y3/4 spelling list:</p> <p style="text-align: center;">sentence separate special straight strength suppose surprise</p>
--	---

English (Writing)

This week's English lessons will be focusing on using and writing our own instructions.



The reading skills we are going to be using this week are retrieval and language.

Our SPaG focus for this week is adverbials.

- **Week 9 – Day 1** – In this lesson, you will be recapping comprehension skills particularly **focusing on retrieving facts**. Watch the video and have a go at answering the questions.



- **Week 9 – Day 2** – This lesson explores language questions using a set of instructions. Watch this [video](#) and have a go at answering the questions using all the reading skills you know.
- **Week 9 – Day 3** – This lesson explores the features of instructions. Watch the [video](#) and complete the independent activity.
- **Week 9 – Day 4** – This lesson focuses on adverbials in a set of instructions. In this lesson, you will identify adverbs and adverbials in a set of instructions. Watch the [video](#) and complete the activities.
- **Week 9 – Day 5** – This lesson focuses on planning and writing a set of instructions. In this lesson, you will explore what a good set of instructions look like. Watch the video to help you plan and write a set of instructions. Don't forget to email them to us: dh.y4homelearning@perryhallmat.co.uk



Topic/Science


This week, we are starting our new topic. We are looking at the 'TUDORS!'



- **Topic – Session 1** – What do you already know about the Tudors? What do you want to find out about? Create your own unit cover chart like this:

K	W
What I know	What I want to know

- **History – Session 2** – In this less, you will be learning all about [Henry V111](#) and Henry's Great Matter.
- **Art – Session 3** – In this lesson, you will look at an [Optical Illusion artwork](#) before creating your own. You will learn to shade in to show that an object is 3D.
- **Science – Session 4** – [How are organisms adapted to hot environments?](#) In this lesson, you will look specifically are cacti, camels, kangaroo rats and fennec foxes. You might want colouring pencils for this lesson.



- **RE – Session 5** – In this lesson, you will learn about the significance of Easter for Christians. Read the [Easter Story PowerPoint](#), [Easter symbols PowerPoint](#) and watch the [BBC clip](#). **Draw and label** symbols that are symbolic to Christians at Easter. Explain using the language structures why the symbols are important to Christians at Easter. [PDF](#).



Handwriting

Take some time this week to practise your handwriting.

We are practising **print writing**. Copy the print alphabet as neatly as you can.

a b c d e f g h i j k l m n

o p q r s t u v w x y z

A B C D E F G H I J K L M N

O P Q R S T U V W X Y Z

Exercise/PE

Daily exercise is important for your physical and mental health. How are you going to stay active this week?

- [PE with Joe Wicks](#)
- [Cosmic Yoga for children](#)
- [#ThisisPE - Catching](#)
- [Skipping Challenge](#)
- [Baby Shark Challenge](#)



Wellbeing

Make sure you are taking some time to focus on your wellbeing. These activities are here to support wellbeing and mindfulness.

- [Do you want to be a hero?](#)
- Write a postcard to a family member, friend or teach about lockdown. You can tell them:
 - What you have been up to*
 - What you have found hard*
 - What you have enjoyed*
 - How you are feeling*
- [Togetherness](#)



Additional Resources and Activities

Remember to keep up-to-date with your times tables by logging onto [TTrockstars](#)



[What is Classroom Secrets Kids?](#) A brand new site from Classroom Secrets packed full of activities for children to use independently.

[Twinkl Home Learning Hub](#). The Home Learning Hub every posts a new set of daily Activities to get involved with.



BBC Bitesize are launching their home learning service on Monday. This is another learning platform we would recommend. Click [here](#) for more information.

There are plenty of resources available for all ages on Purple mash. All the children in school should have their login details with them at home if you do not you will need to email your class teachers using the school email address you have been sent. [Click here](#).



Oak National Academy have created an online classroom to support learning. [Click here](#) for Year 4.

Messages

Hello Year 4,
We have a challenge for you this week. Can you guess these children's films by their emoji titles?

(Hint: Some of them are stories we have read this year!)

Email us your answers. How many can you work out?

1. 🏰 + ❄️
2. ⭐ vs ⭐
3. 🇺🇸 🧟 🗡️ 🚀
🔨 🕷️
4. 🧑 + ⚡ + 👓 = ✨
5. 😄 😄 😄 🌐 😄 😄
6. 🎩 📄 🏢
7. 📺 + 👖 + 🎬
8. 🚂 + 🐉
9. 📞 🏠
10. ☁️ 🍝
11. 😊 🦶 🦶
12. ⬆️
13. 🚗 🚗 🚗 🚗 🚗 🚗

» — you are — «
BRAVER
than you believe
STRONGER
than you seem
SMARTER
than you think
AND LOVED
more than you know



Email your work / photos to our class email. Make sure you include all the characters, such as dots.

dh.y4homelearning@perryhallmat.co.uk

