

Summer Term Week 10
Year 4





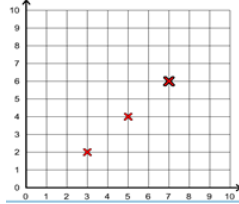

Dunstall Hill Primary School's Super Sports Week At Home 2020!

With no sports day this year due to COVID-19, we have decided to do a **special sports WEEK** at home! This will take place from:

Monday 29th June – Friday 3rd July 2020

You will be set a number of different sporting challenges to complete each day to keep you fit, healthy and enjoying sport. It is a great opportunity for all of us to get active and involved, whilst having fun in the process. Click [here](#) to take part.



English (Reading)	Mathematics
<p>Try to spend 20-30 minutes a day reading. Here are our KS2 Reading Skills to help you when you are reading.</p> <p>This week, we are focusing on the reading skills, summarise and predict and retrieval.</p>  <ul style="list-style-type: none"> Week 10 – Day 1 – Read the next two pages of our class text and find the meaning of four words you are unsure about. PDF. Week 10 – Day 2 – Today, we are focusing on summarising information from the text. Reread the story and order the events in which they happened. PDF. Week 10 – Day 3 – Today, we are focusing on predicting. Reread page 17 and use the language structures to help you predict what you think is going to happen next. PDF. Week 10 – Day 4 – Complete the retrieval questions using all of the strategies you know. PDF. Week 10 – Day 5 – Let's enjoy the fifth chapter of Harry Potter and the Philosopher's stone called 'Diagon Alley' read by Simon Callow, Bonnie Wright and Evanna Lynch. You will need to register (for free) on the website to listen to the audiobook.   	<p>Using the Oaks National Academy resources, you are able to access daily sessions to support learning from home.</p> <p>This week, we are going to focus on one of Miss Ayton's favourite topics in Year 4 – Coordinates!</p>  <ul style="list-style-type: none"> Week 10 – Day 1 – Describe positions on a 2D grid as coordinates. Week 10 – Day 2 – Investigate a problem describing positions on a 2D grid as coordinates. Week 10 – Day 3 – Plot specified points and draw sides to complete a given triangle. Week 10 – Day 4 – Describe movements between positions as translations of a given unit to the left/right or up /down. Week 10 – Day 5 – Complete 20 minutes on TT Rockstars, including two sound checks. Miss Ayton has set a class battle. Last week, it was very close between the classes. Which class will win this week? 

English (Writing)	Topic/Science
<p>This week, we will be recapping how to use direct speech correctly in our writing.</p> <div data-bbox="568 241 788 367" data-label="Image"> </div> <ul style="list-style-type: none"> Week 10 – Day 1 – In this lesson, remind yourself about the key rules for using speech. Watch this clip and then convert the speech bubbles into direct speech. <i>Remember, we call speech marks, inverted commas.</i> Week 10 – Day 2 – In this lesson, you will focus on using alternative words for said when writing direct speech. Watch this clip to help you and then find words to replace said in the sentences. PDF. Week 10 – Day 3 – In this lesson, you will focus on using adverbs to describe how someone is talking. Watch this slideshow to see some examples of using adverbs to describe how someone is talking and rewrite these sentences using inverted commas, alternative words for said and adverbs to describe how the speaker is talking. Week 10 – Day 4 – In this lesson, you will use your knowledge of writing direct speech, using alternative words for said and adverbs to show how the person is talking. PowerPoint. Week 10 – Day 5 – In this lesson, you will consolidate your knowledge of using inverted commas (speech marks). Watch the Supermovers video. Have a go at making your own video about direct speech and email them to us: dh.y4homelearning@perryhallmat.co.uk <div data-bbox="539 1339 778 1547" data-label="Image"> <p>KS2 English: Inverted commas with Mr Smith After securing the top spot in the Super Movers Teacher Talent Search, Mr Smith's 'Brids Boogie' has landed! This song and dance routine will inspire pupils to learn about inverted commas.</p> </div>	<ul style="list-style-type: none"> German – Session 1 – In this German lesson, you will learn to talk about holidays and what to take on holiday. Look through the PowerPoint and use this clip to help you. Draw and label a poster in German showing the items you would need to take on holiday. PSHE – Session 2 – In this lesson, we visit the key topic of Black Lives Matter given the recent case of George Floyd. This lesson is around creating hope for the future. #Iamhopefulfor PE – Session 3 – Let's get active and enjoy a PE with Joe lesson. Science – Session 4 – How are organisms adapted to cold environments? In this lesson, you will learn about the conditions present in the cold environments of the Arctic and Antarctica. History – Session 5 – In this lesson, you will be learning all about Henry V111 and Henry's Great Matter. <div data-bbox="1171 241 1378 367" data-label="Image"> </div> <div data-bbox="1177 1048 1378 1240" data-label="Image"> </div>

Spellings

Our spelling rule for this week is **words ending in zhuh spelt –sure.**

Alongside our spelling rule, we also have the following words to learn from the **Y3/4 spelling list:**

closure
enclosure
leisure
measure
pleasure
treasure

therefore
although
thought
through
various
weight
woman

Exercise/PE

Daily exercise is important for your physical and mental health. How are you going to stay active this week?

- [PE with Joe Wicks](#)
- [Cosmic Yoga for children](#)
- [#ThisisPE - Catching](#)
- [Skipping Challenge](#)
- [Baby Shark Challenge](#)



Wellbeing

Make sure you are taking some time to focus on your wellbeing. These activities are here to support wellbeing and mindfulness.

- [Do you want to be a hero?](#)
- Write a postcard to a family member, friend or teach about lockdown. You can tell them:
What you have been up to
What you have found hard
What you have enjoyed
How you are feeling
- [Togetherness](#)



Additional Resources and Activities

Remember to keep up-to-date with your times tables by logging onto [TTrackstars](#)



[What is Classroom Secrets Kids?](#) A brand new site from Classroom Secrets packed full of activities for children to use independently.



[Twinkl Home Learning Hub.](#) The Home Learning Hub every posts a new set of daily Activities to get involved with.



BBC Bitesize are launching their home learning service on Monday. This is another learning platform we would recommend. Click [here](#) for more information.

There are plenty of resources available for all ages on Purple Mash. All the children in school should have their login details with them at home if you do not you will need to email your class teachers using the school email address you have been sent. [Click here.](#)



Oak National Academy have created an online classroom to support learning. [Click here](#) for Year 4.

Messages

Hello Year 4,

We are looking forward to seeing some of you at school this week and we hope that everyone else is well and staying safe.

Here are the answers to last week's quiz:

1. Frozen
2. Star Wars
3. The Avengers
4. Harry Potter
5. Despicable me
6. Willy Wonka and the Chocolate Factory
7. The SpongeBob Movie
8. How to train your dragon
9. ET
10. Cloudy with a chance of meatballs
11. Happy Feet
12. Up
13. Cars

How did you get on?

Guess that Nursery Rhyme...



Email your work / photos to our class email. Make sure you include all the characters, such as dots.

dh.y4homelearning@perryhallmat.co.uk

