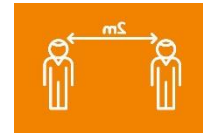


Summer Term Week 6

Year 6

In preparation for a hopeful return to school in June, here are a few helpful videos make the transition easier.


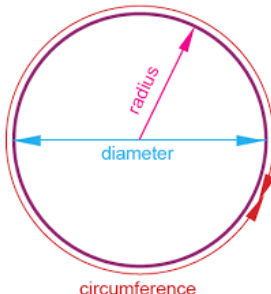
Read this information from [BBC Newsround](#) and watch the videos to see how school might work once we go back.



Click [here](#) to understand more about what social distancing means.

Click [here](#) to learn how to wash your hands thoroughly so we don't spread germs.

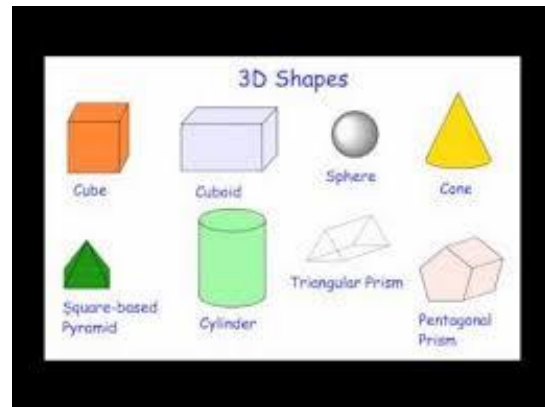


English (Reading)	Maths
<p>Try and spend 20-30 minutes a day reading. Read or listen to chapter 6 from the text</p> <p>Activity 1 Questions 1-5 Chapter 6</p> <p>Activity 2 Why is Maria grateful to the Commandant (Bruno's Father)? Use evidence from the text to support your answer. (3 Mark Question)</p>  <p>Activity 3 To what is Maria referring when she says that it is not up to her and Bruno to change things? (Pg. 42) Why do Bruno and Maria both feel like crying after she makes this statement? (2 Mark Question)</p> <p>Activity 4 What can you infer from chapter 6 about how Gretel feels about Maria? Use evidence from the text to support your answer. (3 Mark Question)</p> <p>Activity 5 Read the following passage: "...he has a lot of kindness in his soul, truly he does, which makes me wonder..." She drifted off as she watched them and her voice cracked suddenly and she sounded as if she might cry. "Wonder what?" asked Bruno. "Wonder what he...how he can..." "How he can what?" insisted Bruno.</p>	<p>Using Oak Academy online Maths you are able to access weekly and daily sessions to support learning from home.</p> <p>This week - <u>Coordinates and Shapes (Continued)</u></p>  <ul style="list-style-type: none"> • Lesson 6 - To recognise 3-D shapes • Lesson 7 - To recognise nets of 3-D shapes • Lesson 8 - To solve problems involving 3-D shapes • Lesson 9 - To illustrate and name parts of a circle • Lesson 10 - To solve practical problems involving circles

What can you infer from this conversation that tells you how Maria feels about Bruno's Father's work at Out-With? (3 Mark Question)

Also use these links for any other fantastic reading ideas!

- Read a book on [Oxford Owl](#), discuss what your child enjoyed about the book.
- Access Audible for great reads - [Discover](#)
- [BookTrust](#) is another great place to immerse yourself into a book.
- [Love Reading](#) also is another place to find a super read.



English (Writing)

The Boy in the Striped Pyjamas.

[Read](#) or [listen](#) to chapter 6 of The Boy in the Striped Pyjamas. Below are activities to complete across the week leading up to writing



Activity 1 –

When talking about how we feel about something, we very often use metaphors and similes. Recap what [Metaphors and Similes](#) are and how we use them. Write some sentences about your lockdown experience using metaphors and similes. Remember to punctuate your sentences correctly!

Eg. Mrs Peedle's lockdown has been **a walk in the park!** Lying in the sun, she has been **as happy as a pig in mud.**

Activity 2 –

- Read through chapter 6 of The Boy in the Striped Pyjamas and make a note of any metaphors or similes you can find. (There are examples of both!)
- Imagine you are Bruno and have just moved to the strange and lonely place of Out-With. What metaphors and similes could you use to describe how you are feeling? Write your sentences down and remember to punctuate them correctly. Can you add openers and

Topic/Art/Science

TOPIC – World War 2 – Winston Churchill



Winston Churchill is considered one of the greatest leaders of the 20th Century. He led Britain during World War 2 and gave a very famous speech that gave hope and encouragement to the British people. Watch part of his speech [here](#).

- Task – Write your own speech as if you were the Prime Minister during World War 2. What would you have said to rally the troops? What would you have included to give hope and encouragement to your people?

ART -

- Task – Using pencil and shading techniques, draw a portrait of [Winston Churchill](#). Remember to use the shading techniques we have used in Art before and make your portrait look as lifelike as possible.

Science – Electricity
Power

Electricity is a form of energy. This energy can be used to power electrical items such as toasters, kettles, cookers, televisions and computer tablets.

subordinate or relative clauses to your sentences?

Activity 3 –

Recap [inverted commas](#) and the rules when using [direct speech](#) in our writing. Write a conversation between you and a friend, using direct speech, about your time in lockdown. Remember to use your metaphors and similes to help you express how you have felt.


Activity 4 & 5 –

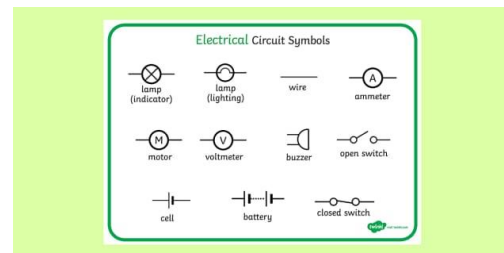
You are going to imagine a conversation between Bruno and his Mother. Bruno is explaining how he feels about living at Out-With and how lonely he is. Imagine what Bruno would have said and how his Mother would have responded to Bruno.



Plan, write and edit a piece of dialogue showing this conversation. Remember to punctuate your sentences and direct speech correctly. Use metaphors and similes to help Bruno express just how he is feeling and add any other skills you can.

- **Writing Competition!**

We are holding a competition for all children in Key Stage 2. The theme is ‘**A journey through time**’. There is a maximum of 500 words and part of your story needs to be based in a different time. Could you use your history topics to help you? Have you woken up as an Ancient Egyptian Pharaoh or Queen Victoria? Have you opened your front door and walked into the Stone Age? Were you reading a book about World War II when suddenly you found yourself in an air raid shelter? Watch the [500 words inspirational video](#) to get some ideas. Please email your entries to your teachers by the 29th of May. We look forward to reading them and announcing the winners on the website. Good luck.


- Task 1 – Make a list of all items in your house that run on electrical power. Then split those items into 3 groups – which ones use electricity for heat? Which ones for light? Or which ones use both?
- Task 2 – Watch this [BBC Live Lesson](#) about electricity and circuits. Think about the electrical items you found in your house. Using the correct symbols, draw a simple circuit drawing for each of your electrical items. Use a buzzer symbol for sound and a bulb symbol for light. If you need a heat symbol, use this: 




Exercise/PE	Wellbeing
<p>In addition to your daily exercise the Government have recommended, we would recommend at least another 30 minutes if possible. See below for some useful resources:</p> <ul style="list-style-type: none"> • Disney 10 Minute Shakeups • Super Movers • #ThisIsPE • PE with Joe Wicks • Indoor Activities for Kids • Practice the haka • Try a 15 minute Home workout with your whole family. 	<p>These activities are here to support wellbeing and mindfulness. They can include a range of activities from art to music.</p>  <ul style="list-style-type: none"> • Art therapy - Get your creative juices flowing and try some street art inspired by famous artists at the Tate Gallery in London. • Take 10 minutes each day to do some meditation and find some peace and calm. It's good to help you clear your mind! • Music therapy – Have a go at mixing your own music and becoming your own DJ creating amazing tunes and uplifting beats. • Online colouring pages.

Additional Resources and Activities


Remember to keep up-to-date with your times tables by logging onto [TTrockstars](#)



[What is Classroom Secrets Kids?](#) A brand new site from Classroom Secrets packed full of activities for children to use independently.




[Twinkl Home Learning Hub.](#) The Home Learning Hub every posts a new set of daily Activities to get involved with.




BBC Bitesize are launching their home learning service on Monday. This is another learning platform we would recommend. Click [here](#) for more information.

There are plenty of resources available for all ages on Purple mash. All the children in school should have their login details with them at home if you do not you will need to email your class teachers using the school email address you have been sent. [Click here.](#)



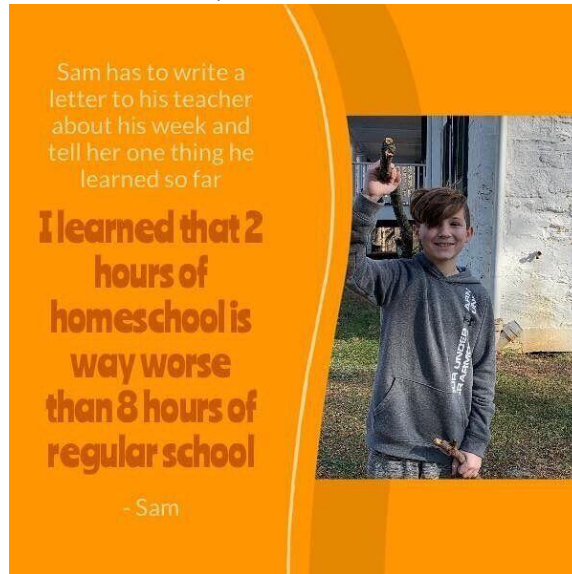
Messages



Hey Year 6! So, the joys of home learning will soon be coming to an end and we will get to see your lovely faces again. We know some of you will have loved home learning but some of you will have felt like Sam in the meme below! 😂😂😂

Whether you have loved or loathed your home learning, we are happy that school will hopefully soon be restarting. Until then, continue to stay safe and happy – we miss you all!

Love Mrs Bate, Mrs Peedle and Mrs Gedi



dh.y6homelearning@perryhallmat.co.uk

