

Summer Term Week 13
Year 6

YEAR 6 MEMORY BOOK

We have had so many fabulous messages from you all but just in case you haven't had a chance to send your message in yet – Monday 13th July is the deadline so please get them in by then. Tell your friends how much you are going to miss them or share a joke or story about your time here at Dunstall.

Use the email link below to send them in. Thank you!

dh.y6homelearning@perryhallmat.co.uk

The Governemnt have released new guidenace about schools starting again in September. Click on the following links to help you understand how it will work for you in your new year 7. Remember to continue to wash hands regularly and still social distance where you can.

[Read here](#) all about the plans for all pupils in England to return to school in September.

New Secondary School

[Read here](#) for information on how school will be different in September.



And [read here](#) for the official guidance from Gov.uk.

English (Reading)


Try and spend 20-30 minutes a day reading. If you haven't tried Audible Stories yet and would like to, use this [link here](#). Whether you read or listen – lose yourself in a book this week!

For your reading tasks this week, we have chosen some SAT's style reading questions for you to do. Each activity has a small piece of text and then questions. We have included a non-fiction piece as well as fiction and even a couple of poems for you to have a go at. Each text has the answer sheet attached so try to have a go before you peek at the answers!!!

Click on the link or the pictures to open them.

Activity 1

[Fiction – The Railway Children](#)

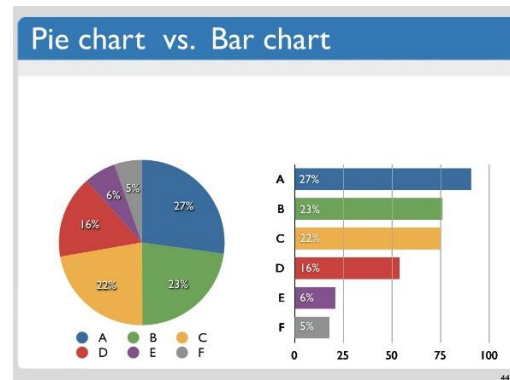


Maths

Using Oak Academy online Maths you are able to access weekly and daily sessions to support learning from home.

This week –

Percentages
and statistics



- [Lesson 1](#) – Understand percentages.

Activity 2


Non-Fiction – Bilbo Baggins



Bilbo Baggins


Activity 3

Poem – The Listeners



Activity 4

Fiction – The Snow Queen



Activity 5

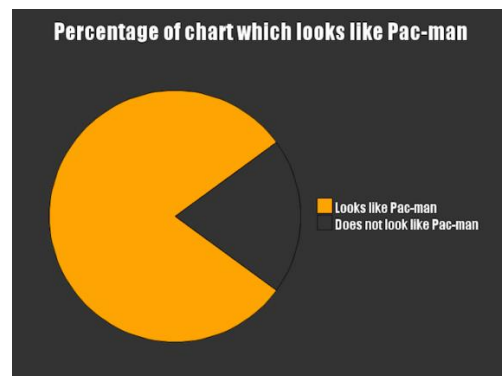
Poem – The Tyger



Also use these links for any other fantastic reading ideas!

- Read a book on [Oxford Owl](#), discuss what your child enjoyed about the book.
- Access Audible for great reads - [Discover](#)
- [BookTrust](#) is another great place to immerse yourself into a book.
- [Love Reading](#) also is another place to find a super read.

- [Lesson 2](#) – Equivalences between Fractions, Decimals and Percentages.
- [Lesson 3](#) – Problems with percentages of amounts.
- [Lesson 4](#) – Interpret mean as an average.
- [Lesson 5](#) – Interpret line graphs.



If you would like something extra this week or for the summer, here are some arithmetic papers for you to have a go at. The answers are included.

- [Arithmetic Paper 1](#)
- [Arithmetic Paper 2](#)
- [Arithmetic Paper 3](#)
- [Arithmetic Paper 4](#)
- [Arithmetic Paper 5](#)
- [Arithmetic Paper 6](#)
- [Arithmetic Paper 7](#)
- [Arithmetic Paper 8](#)
- [Arithmetic Paper 9](#)
- [Arithmetic Paper 10](#)

SPaG



Test your SPaG skills

For the last week of term, we've put some SPaG activities for you to have some fun with.

Each activity has 3 mixed SPaG question sheets and each sheet is followed by the answer sheet – try to attempt the questions before you peek at the answers!!

Click on the link or the pictures below to open them.

Activity 1 –

[SPaG activity 1](#)

Year 6 Autumn Term 2

1. In this sentence active or passive?
Grinning happily, the pig is playing in the mud.

2. Can you think of a more formal synonym to replace this part (use a thesaurus if you need to)?
He laughed.

3. No Whizzo has accidentally jumbled up an acronym of "teachers". Can you help him to rearrange it?

4. Tick the sub-prime word that is a noun.
sublime
submarine
substandard

5. Inference

6. Can you add brackets around the parentheses in this sentence?
Henry VIII the most well known of the Tudor Kings famously had six wives.

Activity 2 –

[SPaG activity 2](#)

Year 6 Autumn Term 2

1. Underline a modal verb in the following sentence.
As long as they follow the rules correctly, all the riders should make it to the finish line safely.

2. Put the crosses in the correct places within this sentence.
Kimon who was extremely creative created a wonderful sculpture during the art lesson.

3. Criminal Gets Nice (Must be a Vocab Quiz!)
Why is this newspaper headline misleading? (Use Antagonist words that do not clash?)

4. Match the suffix to the correct root word.
Class: _____
Pressure: _____
Active: _____

5. As the horse had walked down the road, the spectators at the parade were celebrating and waving.
walked _____ wavered

6. No Whizzo has been juggling with the same five out of his 18 juggling words. Can you sort what is it?

Activity 3 –

[SPaG activity 3](#)

PSHE – Starting Secondary School

To help you prepare for starting secondary school, we are continuing to have



videos and activities that will help you to transition from primary school to secondary school smoothly. This week is to help answer any questions you might have about starting full time in September.

Task –

- What are the teachers at secondary school actually like? [Here is a video](#) that separates the myths from the facts when it comes to secondary school teachers. Are they really as strict as other children say they are? Are they always sending children to isolation? Real teachers from secondary school answer your questions.
- And what will secondary school be like during the Covid-19 epidemic? Or when you start in September? [Watch this video](#) from Mr Burton who explains how transition will work for all year 6 this year and also helps to answer any other questions you might have.

ART – Light

Inverted Images

Using pencil and paper, draw a picture of a person waving with their right hand – like the picture here.



Next, fill a glass of water and place it in front of your image and watch the magic happen!

What happened to your image? Try this again with other pencil drawings – does the same thing happen each time? Try writing a word, what happens when the glass of water is placed in front?

Year 6 Autumn Term 2

a Write a sentence with a **fronted adverbial** about the picture. Underline it.

b Replace the underlined words with a more formal word(s). After a busy day, Rosie curled up on the sofa for some relax.

c Rewrite this sentence in the present progressive (continuous) tense. Lauren bought a new laptop.

d Rewrite the sentence with a **subordinate conjunction** between the two independent clauses. When John changed passed the rest of the field and he crossed the fence line a second in front of his nearest competitor.

e Mr Whizzo has made two during spelling mistakes in his letter. Can you underline them and correct them? Use a dictionary if you need to. **Dear** **dear** **Whizzo**;

f Read the sentence below and circle the word or words that make it a question. We haven't got a spelling test this week, have we?

Activity 4 –

SPaG activity 4

Year 6 Autumn Term 2

a Tick the sentence that uses a dash correctly. Dad found his wallet – it was in his coat pocket. Dad found his wallet – it was in the coat pocket. Dad found his wallet it was in his coat pocket.

b Draw lines between the pairs of antonyms. wild name under writer sharp under narrow

c Cloning Mr Whizzo has lost the antonyms to these words. Can you help him to add 'er', 'in' or 'y' prefixes? **conjunction verb prepositional adjective**

d In the spaces, write the word class of each of the underlined words. Use the words from the list given. The first one has been done for you. Mr Toot didn't even bother to brush his messy wild hair before he ate the result of his year working, there were always a bits of old breakfast, lunch and supper sticking to the hairs around his face.

e Can you replace all the missing punctuation in the following sentence? there are several active volcanoes in Hawaii would you like to visit one

Activity 5 –

SPaG activity 5

Year 6 Autumn Term 2

a Tick the passive sentence. The ball was caught by the boy. The boy was catching the ball. The boy caught the ball.

b Add a co-ordinating conjunction and continue the compound sentence. The squirrel had a huge stack of nuts.

c Can you think of the correct 'er' words to complete the adjectives? **near very quickly** **to make a hole in**

d Mr Whizzo has got in a terrible mood with his 'son' and 'son' endrigo. Can you help him? **mean** **poor**

e Can you complete this table? **present tense past tense past participle**

f What kind of punctuation is used to mark the parenthesis in this sentence? **Supermarket trees (in enormous sight within British supermarkets) have distinctive winged fruits that look like helicopter propellers.**

Exercise/PE

In addition to your daily exercise the Government have recommended, we would recommend at least another 30 minutes if possible. See below for some useful resources:



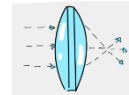
- [Disney 10 Minute Shakeups](#)
- [Super Movers](#)
- [#ThisIsPE](#)
- [PE with Joe Wicks](#)
- [Indoor Activities for Kids](#)
- [Practice the haka](#)
- Try a 15 minute [Home workout](#) with your whole family.
- Try some [gentle stretches](#) to improve flexibility and strength.



SCIENCE – Light

In your art this week, you looked at how a glass of water can completely change and invert a picture. This is because when the glass is full of water, it acts as a cylindrical convex lens, and produces an inverted image.

CONVEX




- Task – Draw 2 arrows on a piece of white paper. Make sure 1 is going way one and one the other way.

Write a prediction of what you think will happen to the images before you look through the glass.

Fill a glass up with water and look at your image through the glass.

Answer the following questions: -

- How does your picture change?
- What bits stay the same?
- What happens if you try with a wider (or narrower) glass?
- What happens if you move the glass closer to the image? Or further away? Does it change if you look at it straight on or slightly from the side?



- Task – Research and write a paragraph about how the water distorts and changes the image on the paper. Use [this link](#) to help you and [this video](#).

Wellbeing

These activities are here to support wellbeing and mindfulness. They can include a range of activities from art to music.

- Lose yourself for an hour listening to a book through [Audible Stories](#). You might battle demons or pirates, go on an amazing journey or even head to Hogwarts with Harry Potter!
- Spend some time looking through your Dunstall Hill Memory Book, when it comes, and remember how much fun you've had!
- Cooking therapy – try this last recipe for [no-bake Rocky Road](#). Adjust the recipe to



add or remove things that you like or don't like. Make as a treat to celebrate the end of Primary School – You deserve it!!

Additional Resources and Activities

Remember to keep up-to-date with your times tables by logging onto [TTrockstars](#)



[What is Classroom Secrets Kids?](#) A brand new site from Classroom Secrets packed full of activities for children to use independently.



[Twinkl Home Learning Hub.](#) The Home Learning Hub every posts a new set of daily Activities to get involved with.




BBC Bitesize are launching their home learning service on Monday. This is another learning platform we would recommend. Click [here](#) for more information.

There are plenty of resources available for all ages on Purple mash. All the children in school should have their login details with them at home if you do not you will need to email your class teachers using the school email address you have been sent. [Click here.](#)



Messages



Hey Year 6, It's the final week!!!

We cannot believe how quickly the time has gone but we have loved every minute we have had of being with you this year.

We want you to know how proud we are of each and every one of you and although we are gutted that covid-19 meant you missed out on your SATs, your work this year has been fantastic and we had loved seeing you make great progress.

Have fun at secondary school – work hard, be kind and enjoy every day. You will do amazing things!!

We will miss you!

Love Mrs Bate, Mrs Peedle and Mrs Gedi

REMEMBER...

Everyone is in the same boat on the first day.
It's normal to feel nervous!



dh.y6homelearning@perryhallmat.co.uk