

## Dunstall Hill Primary Home Learning

### Spring Term Week 5

#### Nursery

Please see the timetable on the page below for the TEAMS online lessons this week:



To access TEAMS follow this link:

<https://www.microsoft.com/en-gb/microsoft-365/microsoft-teams/log-in>

You will need your username and password. Please contact the school office if you need it on 01902 556417 or email the teachers:

[dh.nurseryhomelearning@perryhallmat.co.uk](mailto:dh.nurseryhomelearning@perryhallmat.co.uk)



#### Additional activities to try at home

For Nursery age children please find the following links for extra activities you can try at home.



Enjoy listening to the story '[Rumble in the jungle](#)' being read to you. After you can have a go at making your own [jungle picture](#) using the characters from the story. Try telling a grown up what happened in the story using your picture or why not have a go at making up your own jungle story.

Play a fun maths game on [oxford owl](#). There are lots of different things to try including patterns, shapes, counting and sizes. Use the games included in the age 3-4 or 4-5 section for nursery children.



Play a fun online game at [health for kids](#). Learn about different ways we can keep our bodies healthy. You can even explore the inside of our bodies or find out how to keep our teeth nice and clean.

- As the seeds that we planted have had some time to grow, how about drawing the life cycle of a plant. Think about how it grows and changes from a seed into a plant or flower.



- Now that you have been practising your name writing, how about trying to write the names of the people in your house. Ask a grown up to show you how to spell their name and use the letter formation sheet (below) to help you form the letters correctly.

- Once you have completed the biscuit bear activity, how about using some toys or objects from outside to make your own repeated pattern. You could even ask a grown up to make a pattern for you to continue or spot the mistake.





- Have a go at making your own moon sand, following this recipe.  
8 cups flour  
1 cup oil (Baby oil, coconut oil or veg oil should do the trick.)  
Mix ingredients altogether, you can add paint or food colouring to make coloured moon sand. Mix until it feels silky and sandy but can hold its shape when squeezed in your hands. Don't forget to share a picture of your creations with us.

- Try a melting experiment, get some ice from the freezer and place it on a plate. Talk about what it looks like and how it feels. Tell a grown up what you think might happen, this is called a prediction. Spend some time watching the ice as it melts. What has happened to the ice? How has it changed? What does it look and feel like now?



### Exercise/PE

In addition to your daily exercise the Government have recommended, we try to aim for at least another 30 minutes if possible. See below for some useful resources:

- Try one of these fun dances on [Boogie Beebies](#).
- Do a Disney [work out with Buzz Lightyear](#) from the film Toy story. Get a member of your family to time how fast you can complete the laps. How fast can you complete it by moving forwards, backwards and by side stepping?



- Gather some objects and create an assault course. Find ways to travel over, under and through the objects. Can you travel in different ways round the obstacle course, such as running, crawling, walking and balancing?



### Wellbeing

These activities are here to support wellbeing and mindfulness.



- Make a jar of things you are looking forward to being able to do. Write each idea on a piece of paper and see how many you can think of to fill the jar.

- Try a finger breathing exercise. Breathe in and out as you trace up and down your fingers.



5 Point Scale	
5	
4	
3	
2	
1	

- What number are you today? Talk to a grown up about what is making you feel this way?

### Messages



Hello Nursery, hope you all managed to have some fun in the snow last week. It was wonderful to see some of your snowman creations, they were fantastic! It has been lovely to see so many of you joining in our story sessions each day. Please don't forget to complete the daily forms using the link on teams and upload any pictures. We love to see the hard work you have been doing at home 😊

## Dunstall Hill Primary Nursery Class

Here is a nursery rhyme we will be learning this week for you to work on at home. See if you can join in and do the actions!

Incy wincy spider climbed up the tree,  
Down came the snow and made poor Incy freeze,  
Out came the sunshine and melted all the snow,  
So Incy wincy spider had another go!






We would love to post some of the children's work on our website. Please get in touch by using the year group e-mail. Here is the email address for you to send your super work to:

[dh.nurseryhomelearning@perryhallmat.co.uk](mailto:dh.nurseryhomelearning@perryhallmat.co.uk)



Time	Subject	Access
AM Nursery 9:30 – 9:45am	Story time session	- 10 – 15 Minute live story time session.
9:45am onwards	Activities	- Independent task for children to complete during the morning session that relates to the story of the day.
PM Nursery 1:00 – 1:15pm	Story time session	- 10 – 15 Minute live story time session.
1:15pm onwards	Activities	- Independent task for children to complete during the afternoon session that relates to the story of the day.
Books we will be looking at this week:  Most of these stories can be found on youtube if you wish to listen to them again.		Monday: Supertato carnival catastro-pea! Tuesday: The everywhere bear Wednesday: A squash and a squeeze Thursday: Biscuit bear Friday: Giraffes can't dance



## Rhymes for letter formation - taken from Read Write Inc.

<p>a</p>  <p>Around the apple and down the leaf.</p>	<p>b</p>  <p>Down the laces to the heel and around the toe.</p>	<p>c</p>  <p>Curl around the caterpillar.</p>	<p>d</p>  <p>Around the dinosaurs bottom, up his tall neck &amp; down to his toes.</p>	<p>e</p>  <p>Lift off the top and scoop out the egg.</p>	<p>f</p>  <p>Down the stem and draw the leaves.</p>
<p>g</p>  <p>Around the girls face, down her hair and give her a curl.</p>	<p>h</p>  <p>Down the head, to his hooves and over his back.</p>	<p>i</p>  <p>Down the body and dot for the head.</p>	<p>j</p>  <p>Down his body, curl, dot for his head.</p>	<p>k</p>  <p>Down the kangaroo's body tail and leg.</p>	<p>l</p>  <p>Down the long leg.</p>
<p>m</p>  <p>Down Maisie, mountain, mountain.</p>	<p>n</p>  <p>Down Nobby and over his net.</p>	<p>o</p>  <p>All around the orange.</p>	<p>p</p>  <p>Down the pirates plait and around his face.</p>	<p>q</p>  <p>Round her head, up past her earring, down her hair, and flick.</p>	<p>r</p>  <p>Down the robots back and curl over his arm.</p>
<p>s</p>  <p>Slither down the snake.</p>	<p>t</p>  <p>Down the tower, across the tower.</p>	<p>u</p>  <p>Down and under, up to the top and draw the puddle.</p>	<p>v</p>  <p>Down a wing, up a wing.</p>	<p>w</p>  <p>Down, up, down, up.</p>	<p>x</p>  <p>Down the arm and leg, repeat the other side.</p>
<p>y</p>  <p>Down a horn, up a horn and under head.</p>	<p>z</p>  <p>Zig-zag-zig.</p>				

