

**Spring Term 2 Week 1  
Year 1**

Please see the timetable below for the TEAMS online lessons this week:



	9:30 - 10:00	10:00 - 10:30	10:30 - 11:00	11:00 - 11:30
Year 1	Maths	English	Science	History
Year 2	Maths	English	Science	History
Year 3	Maths	English	Science	History
Year 4	Maths	English	Science	History
Year 5	Maths	English	Science	History
Year 6	Maths	English	Science	History

To access TEAMS follow this link:

<https://www.microsoft.com/en-gb/microsoft-365/microsoft-teams/log-in>

You will need your username and password. Please contact the school office if you need it on 01902 556417 or email the teachers:

[dh.y1homelearning@perryhallmat.co.uk](mailto:dh.y1homelearning@perryhallmat.co.uk)



**Afternoon**



During the afternoon children will be set activities on Purple Mash or live learning. There are plenty of resources. All the children in school should have their login details with them at home if you do not you will need to email your class teachers using the school email address you have been sent. [Click here](#).

**Additional afternoon subjects**



BBC Bitesize are launching their home learning service on Monday. This is another learning platform we would recommend. Click [here](#) for more information.

Oak National Academy Online Classroom there are nearly 10,000 free video lessons, resources and activities, covering most subjects, from Reception to Year 6

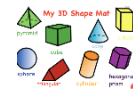


**Poetry:**

Listen to this poem called the 'Ning Nang Nong'. What is the poem about? Can you recite the poem?



**Mathematics:** Learn about the properties of different 3D shapes, watch the videos and listen to the songs.



**Science:** listen to this weather song, learn about the different weathers we experience.



In addition to your daily exercise the Government have recommended, we would recommend at least another 30 minutes if possible. See below for some useful resources:

- [Disney 10 Minute Shakeups](#)
- [Super Movers](#)
- [#ThisIsPE](#)
- [PE with Joe Wicks](#)



- [Play musical statues.](#)
- Join in with some [jungle exercise.](#)
- Try some [yoga](#) with Tatty Bumpkin.

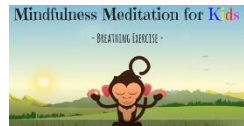


[Go Noodles](#)- Join in with the dance/singing (Hello Joe).



These activities are here to support wellbeing and mindfulness.


- Have a go at some [meditation](#), and feel calm.



- Try some [mindful](#) colouring.



- [Listen](#) to positive songs.



[dh.y1homelearning@perryhallmat.co.uk](mailto:dh.y1homelearning@perryhallmat.co.uk)

Hello Year 1, welcome back hopefully you had a wonderful half term break.








Our topic for spring term 2 is 'Key to enchantment'.


There will be new books to explore, activities and live sessions to access on TEAMS and purple mash.

Please make sure you attend these sessions timely and take



## Year 1 Home Learning Timetable Week 1

	9:30 – 9:40	9:40 – 10:40		11:00 – 12:00		13:15 – 14:15	14:15-14:30
Monday 22 <sup>th</sup> February	Check-in/Wellbeing	RWI	BREAK	Mathematics	LUNCH	Topic: Science	Reading
	Inset day	Inset day		Inset day		Inset day	Inset day
Tuesday 23 <sup>th</sup> February	Check-in/Wellbeing	RWI	BREAK	Mathematics	LUNCH	DT	Reading
		- On line lesson (Teams) RWI- 9:40-10:00 - Watch the RWI link sent-10:00-10:40		LO: To identify 3D shapes.  <b>Can you name the different 3D shapes, and match them up to the correct name.</b>		Teams:  L.O: To evaluate my moving polar bear.  Reflect on what went well and what would you want to improve if you were to do make another moving polar bear. <div style="text-align: center; margin-top: 10px;">  </div>	Talk about what is a poem?  'A little seed to grow'  Talk partners
Wednesday 24 <sup>th</sup> February	Check-in/Wellbeing	RWI	BREAK	Mathematics	LUNCH	Topic: Science	Reading
		- On line lesson (Teams) RWI- 9:40-10:00 - Watch the RWI link sent-10:00-10:40		LO. To sort 3D shapes.  <b>You will go a 3D shape hunt around your house, and sort the shapes according to their properties.</b>		Teams: <div style="display: flex; justify-content: space-around; align-items: center; margin-top: 5px;">   </div> <div style="display: flex; justify-content: space-around; align-items: center; margin-top: 5px;">   </div> <div style="display: flex; justify-content: space-around; align-items: center; margin-top: 5px;">   </div>	L.O: To collect and use data to answer scientific questions.  <b>Task-</b> Using the data collected from the previous science lesson, you will create a pictogram.

					<p>You will then need to answer questions using the pictogram.</p> <p>Cool Kids- Gross motor skills</p>	<p>poem through actions.</p> <p>Talk partners</p>
Thursday 25 <sup>th</sup> February	Check-in/Wellbeing	RWI	BREAK	Mathematics	<p>Purple mash-</p> <p>L.O: To identify the animals that live in the polar regions.</p> <p>Task-</p> <p>Discover some of the animals that live in the Arctic and Antarctic regions. Can you add some more?</p> <p>Go onto the group icon- This will help you group the animals from which pole they belong to. Identify and read facts about the animals.</p> 	Topic: Geography
		<p>- On line lesson (Teams) RWI- 9:40-10:00</p> <p>- Watch the RWI link sent-10:00-10:40</p>		<p>LO: To describe 3D shapes.</p> <p>Can you talk about the different properties of 3D shapes? Using vocabulary such as corners, edges and faces.</p>		<p>Reading</p> <p>'A little seed to grow'</p> <p>Reciting the last part of the poem through actions.</p> <p>Talk partners</p>
	Celebration Assembly	RWI	B R	Mathematics		Topic: PSHE/Music

- On line lesson (Teams) RWI-9:40-10:00
- Watch the RWI link sent.- 10:00-10:40

LO: To understand whole and half turn.

To understand positional language, whole and half turn. Talk about things that turn and show whole and half turns.

Purple mash-

PSHE

L.O: To identify the different feeling associated with loss.



Task-

Imagine you lose something you loved. For example: your favourite toy.

How would that make you feel. Draw and label how you would feel?

Think about how you could deal with this.

Music

Drag and drop sounds into the grid: explore harmony and build up musical scores.

