



SUMMER TERM 1 2021 NEWSLETTER



We have had a full half term back – what a pleasure it has been! The children have settled well back into their routines and have been flexible and resilient throughout. Staff are so proud of the children at Dunstall Hill, with their positive attitudes and inquisitive minds.

In the near future we hope to welcome you once more back into school, to see the love of learning within the classrooms. However, until that day, can I thank you for the support and respect you have shown adhering to the systems in place to keep everyone safe!

Have a great half term, keep safe.

Mr Fellows

We would like to welcome back Mrs Chander from her maternity leave and are looking forward to her supporting our children once again.



As summer approaches we have started planning fun outdoor activities in the school garden and forest area. We have been busy planting a variety of vegetables and

herbs that will be ready to harvest later on in the year! We also have a variety of fruit and vegetables growing in our greenhouse and can't wait to start our Gardening Club again next term!



On Friday 14th May, **MP Stuart Anderson** visited Dunstall to have a look around and to introduce himself. Mr Anderson is a British Conservative Party politician who has been the member of Parliament for Wolverhampton South West since the 2019 general election.



For Wolverhampton Council Coronavirus advice and guidelines, [Click Here.](#)

When to get a Lateral Flow Test or PCR Test. Click the image below to enlarge.

The difference between COVID-19 tests

Do you have symptoms of Covid-19?

No but I've been asked to take a test due to work reasons or a local outbreak

Yes

Lateral flow test (LFT)
This is a COVID test for people **without** symptoms. You take a sample from your nose and throat and get a result in **30 minutes**

Standard Covid test (PCR)
This is a COVID test for people **with** symptoms. You take a sample from your nose and throat and get a result **within 3 days**

What does the result tell me?
The test gives a snapshot of who currently has a COVID infection. The test does not entirely rule out a person having COVID

Lateral Flow Test (LFT)		Standard Covid test (PCR)	
Negative result	Positive result	Negative result	Positive result
<ul style="list-style-type: none"> You must continue to follow "hands, face, space" guidance to stop COVID spreading You do not need to self-isolate (unless specifically told to) 	<ul style="list-style-type: none"> You should self-isolate immediately and follow NHS Test and Trace guidance You should take another test, called a PCR test, to confirm if you have COVID (by visiting a testing site or using a home kit) 	<ul style="list-style-type: none"> You must continue to follow "hands, face, space" guidance to stop COVID spreading You do not need to self-isolate (unless specifically told to) 	<ul style="list-style-type: none"> You should self-isolate immediately and follow NHS Test and Trace guidance

For information on who is now eligible to receive the Covid Vaccine, [Click Here.](#)

IMPORTANT DATES:

Half Term Break - Monday 31st May – Friday 4th June

Summer Term - Monday 7th June – Tuesday 20th July

INSET DAY - Wednesday 21st July

Communication

Please contact school via the school email address if there are any positive Coronavirus cases over the half term break. We have a duty of care to ensure we all remain safe. Thank you for your continued support.

dunstallhillprimaryschool@wolverhampton.gov.uk



By washing our hands

By wearing a face covering

By keeping our distance

By getting a test

CORONAVIRUS STAY ALERT TO STAY SAFE

Go to gov.uk/coronavirus

STAY ALERT CONTROL THE VIRUS SAVE LIVES


Nursery have been working hard this half term, focusing on our topic hungry tummies. We have spent some time over the last few weeks watching our class caterpillars grow and transform into butterflies. We then released these into our garden and enjoyed watching them fly away. Alongside watching our caterpillars grow, we listened to the story 'The very hungry caterpillar'.



Alongside watching our caterpillars grow, we listened to the story 'The very hungry caterpillar'.



The children had a go at writing a list of food which the caterpillar might like to eat. We also had a go at writing our numbers to 10. **Nursery** have



spent this half term using our circle time to focus on our language skills. To complete

the hard work we have been doing, the children were able to make their own jam sandwich.



Nursery worked as a group to talk about the order of events, using words such as first, next, then and last. We then followed these to make our own delicious sandwiches.

Reception have had some fantastic pirate adventures this half term. We started with our stunning start of making a pirate treasure map and making our own marks to find the treasure.



Reception then had great fun designing and making boats using large scale construction

materials in the outdoor area. Children really enjoyed making and walking the plank! The children are starting to show some great balance and co-ordination when walking the planks they designed.



In our maths sessions, **Reception** have been exploring capacity and using language such as full, empty and estimation. The children really enjoyed making predictions to see how much liquid would fill different containers.



What an amazing adventure **Reception** have had this half term. We have had so many magical moments, the **Reception team** look forward to the next amazing half term.

We would like to say a huge, "Well done!" to all the children in **Year 1** for working hard. The children have shown the four core values and have made the school immensely proud. To introduce our topic, 'Go Wild in the Jungle', **Year 1** took part in a range of activities for their stunning start. The children came into school dressed up as their favourite jungle animal. It was nice to see the effort the children made.



Year 1 children had fun making jungle masks using a range of media. They then worked in small groups using the props that they had made to act out the story, Elmer.



In ICT, **Year 1** children used the app 'Finger Draw' to paint Elmer. It was fantastic how the children used bright colours to bring Elmer to life.



For music, the children used instrumental music to dance and sing along to jungle music. The children had a lot of fun whilst taking part in this. They then moved onto creating their own jungle music using 'LaunchPad'.



Some pupils in **Year 2** have been following a programme called 'Cool Kids'. They have really enjoyed all the fun activities and these have made an impact on their learning.



During 'Number Day', **Year 2** wore something with a number on and then did Active Maths activities outside.



As part of our Design and Technology topic, **Year 2** explored different types of bread and then designed and made their own sandwiches. They were truly delicious!



Year 3

Awesome Africa. This half term, **Year 3** have been studying the topic, Africa. They have had the opportunity to research facts about Africa's climate and terrain and then presented their findings in a leaflet attracting visitors to the continent



The children experimented with colours and designs, learning that many African artists use their surroundings such as the savannah and grasslands for their art work. They used their new knowledge to make their own African style masks and painted African sunsets.



The River Nile

In geography, the children in **Year 4** have been learning about the features of a river. We have explored the River Nile and discovered why it was so important to the people living in ancient Egypt. The children created their own physical maps to show the natural features found in Egypt.



Do you know what mummification is?

Have you ever wanted to make a mummy? If you want to find out how to perform this ancient ritual, then pop down to **Year 4** to read our incredible, detailed instructions. This term, we have learnt about the process of mummification. To do this, we followed a set of instructions to mummify tomatoes.



Successful Structures

In Design and Technology, we have been looking at structures. We discussed how triangles help to strengthen a structure. Our project was to create a structure to transport water from the River Nile to the farms to help grow the crops. Take a look at some of our creations:



On Friday 21st May, **Year 4** watched a performance by the Wolverhampton Music Service and enjoyed listening to some familiar songs. It was so lovely hearing live music fill Dunstall's corridors!

(Click below picture to enlarge)



This term, **Year 5** have started a new topic on the Mayans. We had so much fun learning about their writing system and designed our own Mayan alphabet, by taking inspiration from their logograms and syllabograms. We also enjoyed playing pok-ta-pok (similar to football), where we were only able to use our hips, knees and elbows to pass the ball! It was challenging but great fun! Here is a picture to show you the range of activities that we took part in over the term.




Year 5 have also been very busy learning how to sew, as part of DT and Geography. The children were taught three different techniques: running stitch, backward stitch

and cross-stitch, which they all mastered. They really enjoyed learning this new skill whilst learning about the different elements of the water-cycle. Here are a few pictures of our creations.




In Science, **Year 5** have been learning about different properties and changes in materials. They relished working collaboratively to separate the different mixtures using a range of equipment including: sieves, colanders, filter paper and funnels. We thoroughly enjoyed taking part in this science investigation and can't wait to continue learning about properties and changes in materials over the next term.



Year 6

As part of our Science 'Electricity' topic, we completed a carousel of challenges to apply all of our learning. Pupils had to follow circuit diagrams and build the correct circuit, complete mini investigations recording predictions and conclusions, draw circuit diagrams for given circuits and make comparisons between different series and parallel circuits.



During our WW2 topic we looked at weaponry used during the war, the roles of WW2 soldiers and the uniforms they wore. Alongside this, we considered what it would have been like for a soldier at this time including the physical and emotional hardships. We used our ideas from this week of work and completed a piece of art to reflect our thoughts.



When looking at rationing during WW2, pupils learned why rationing was introduced, about the quantities allowed of each food

per person per week and created a poster to show our learning. We then followed a wartime recipe for 'oaty biscuits' which reflected a family's weekly rations. We loved making them and all agreed that they tasted great!



Royal Mail Competition



All children at **Dunstall** had the opportunity to enter the Royal Mail Stamp Competition. Children across the country are competing for the chance to have their very own design created into a stamp. Royal Mail asked children to think about who their hero/heroes are, and to create a stamp in their honour. All entries have now been submitted to Royal Mail (fingers crossed!) but as a special treat within Dunstall Hill, we held our own competition. We had some fantastic entries and some really inspiring heroes chosen. Well done!

HERE ARE OUR WINNERS!




What fantastic artists we have!

Have a lovely Half Term break. We look forward to seeing you back on **Monday 7th June.**


Stay safe, **DHPS.**



RDP



RAK



1RR



1RV




2DB



2KS




3TA




3GP




4PS



4ZA



5LM



5KB



6AT



6BB

